

2017-2018

Spraying Equipment Product Guide

THE SPRAYING SPECIALISTS



silvan.com.au



Air Assist Sprayers



Suntuff Series 200/400/500L	7
Compact Supaflo 1000L	8
Oktopus Sprayer	9
Supaflo Series 2000L	10
Stiletto Series 2000L	11
Stiletto Powerhead 2000L	12
Orchard Sprayer 3000L	13
Supaflo Series 3500L	14
G2E Supaflo Series 4000L	15
G2 Supaflo Series 4000L	16
Cannon Jet Sprayer	17
Powerhead Conveyor	18
SCRAM Jet/AVO Jet	18
Radak Conveyor	19
High Pressure pumps	20
Sprayer Options	22

Turbomiser Sprayers



P42E/P45E 400L	26
P50E 600L	27
P55DS 600L	28
P55DS 600L Airboom	29
P50E 1500/2000L	30
P55DS 2000L	31
Optional Turbomiser Heads	32

Overrow Sprayers



TGS Series 2000/3500L	36
TGS Series 3000L	37
G2E TGS Series 4000L	38
Turbowrap & Tri Wrap 2000/3500L	39
Turbowrap & Tri Wrap 3000L	40
G2 Turbowrap & Tri Wrap 2000/4000L	41
Turbo SCRAM Turbowrap & Tri Wrap 2000/3500L	42
Turbo SCRAM Turbowrap & Tri Wrap 4000L	43

Linkage Sprayers



300/400L Econopak	46
400/600/800L Pasturepak	47
400/600L Super Series	48
800/1100L Super Series	49
1600/1900L Super Series	50
200/300/400L Slimline Series	51
800/1000L Slimline Series	52
Cane boom 600/800/1100L	53
Casotti 600/800/1100L	54

5

23

33

43

Booms & Accessories



Vineyard & Orchard Booms	57
Field & Cane Booms	58
Devil Booms	59
Silmix, Foam Markers & Hosereels	60



Sled & Trailed Sprayers



Trailed Pasture Sprayer	62
Trailed Economy Pasture Sprayer	63
Trailed Turf Sprayer 1000/2000L	64
Tray Mount Turf Sprayer 400L	65
Trailed Vineyard Herbicide Sprayer	66
Trailed Orchard Herbicide	67
Skid Sprayer 400 & 600L	68




Guidance & Accessories



Monitors	70
Guidance Systems	71
Bravo Tree Sensor Kits/IBX100 Isobus	72
Bravo Spray Rate Controllers	73
Electric Control Kits	74



Spraying Information



Choosing the Right Pump	75
Nozzle Selection & Output Chart	76
Air Assist/Turbomiser Ordering Checklist	78
Terms and Conditions	79





SILVAN

Silvan was founded in 1962 and is devoted to those connected to the land. A pioneer in the development and manufacture of agricultural machinery to meet the needs of Australasia's producers. Silvan combines strong innovative management with a comprehensive understanding of today's agribusiness.

Quality, Reliability and Innovation - These values determine the way Silvan operates and a commitment to the success of customers, partners, investors and employees. Silvan embraces change and growth, facing the challenges and opportunities of modern agriculture. More than 50 years later, Silvan are still leaders in the agricultural market with Silvan's "Big Red Tanks" a constant in the Australasian agricultural landscape.

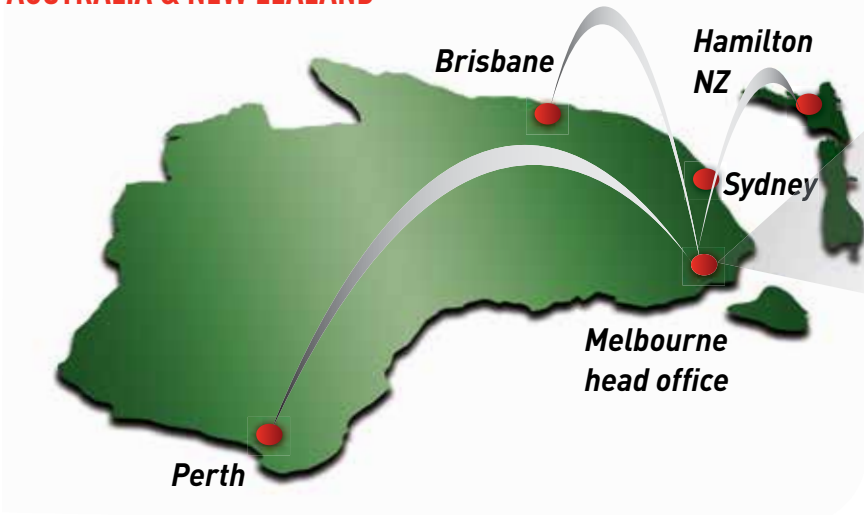
SILVAN SPRAYERS

A leader in the design of high and low volume horticultural sprayers, Silvan has evolved into the largest Australasian manufacturer of world-class crop protection sprayers and related machinery. Specialised equipment has been developed for crops including vegetables, grapes, apples, pears, citrus, bananas, olives, sugar cane and turf.

FARM MACHINERY

Silvan Australia's farm machinery range comprises a broad selection from the world's most prominent manufacturers including; Nobili mulchers, Breviglieri tillage equipment, Sitrex hayrakes and fertiliser spreaders. Silvan also manufactures high quality agricultural implements including rotary slashers, carryalls & post hole diggers.

AUSTRALIA & NEW ZEALAND



DEALER NETWORK

5 Silvan distribution centres with a national dealer network



Silvan's range of Air Assist Sprayers have been developed to meet the needs of growers for greater efficiency, safety and spray performance.


Air Assist Sprayers



Designed for professional agricultural use in orchards and vineyards, Silvan's air assist sprayers are fitted with reliable and highly efficient air delivery systems.

The axial flow fan produces a high volume of air directed deep into the canopy while avoiding damage to fruit or blooms. Canopy penetration is not a question of air velocity, but being able to displace the air that is already in place, in and around the foliage.

Non-drip flip-over nozzles are accurately positioned within the airstream to direct the atomised spray into the canopy, creating an even and consistent droplet size. This improved airstream penetrates to the heart of the canopy and reaching the highest parts of the tree. It provides excellent coverage of upper and lower leaf surfaces.



Single or two speed gearbox with neutral position for air volume adjustment.

Controls are simple and easy to calibrate.

Brass high pressure pumps fitted as standard on trailed units.

Hand wash tank.

Polytuff UV stabilised, impact resistant tank.

Galvanised chassis & frame for longer working life.

Wide range of wheels to suit application and soil conditions.

Trailed units available with single (fixed or suspension) axle or tandem suspension axle for increased stability.



The axial flow fan has been designed with curved blades to substantially increase performance while using less horsepower. Blade pitch can be easily adjusted to obtain the desired performance.

Linkage Suntuff



Vineyards



Orchards



Pictured: 400L Suntuff

MODEL SPECIFICATIONS

PUMP	Silvan oil-backed diaphragm type with nitrile diaphragms and corrosion resistant, cast anodised aluminium body. APS71: 67L/min. capacity 5000kPa pressure APS96: 88L/min. capacity 5000kPa pressure.	TANK	Polytuff, impact resistant, polyethylene construction with litre calibrations, non-spill screw-down lid.			
FAN SIZE	Axial flow type, fan with curved nylon reinforced blades, galvanised cowling and protective mesh cover. 600mm with 8 blades on 200L unit 700mm with 8 blades on 400L unit 800mm with 10 blades on 500L unit	FRAME	Galvanised steel, suit cat I & II linkage (200L cat I linkage only)			
NOZZLES	Flip-over type for dilute/concentrate spraying, ceramic jets, stainless steel swirl-plates. 200L unit: 10 nozzles (5 per side) twist on/off 400L unit: 12 flip over nozzles (6 per side) twist on/off 500L unit: 14 flip over nozzles (7 per side) twist on/off	AGITATION	200L: bypass, 400L / 500L: dual bypass			
GEARBOX	Single-speed with neutral position, oil-bath type.	PRESSURE GAUGE	Glycerine filled gauge, located on the control valve.			
CONTROLS	3 outlet with pressure regulator. 400/500L models standard with extra length hoses - for tractor control mount.	FILTRATION	Lid strainer, suction line strainer and stainless steel nozzle filters.			
		PTO DRIVESHAFT	Quality driveshaft with quick release pins & safety cover.			
		HP REQUIRED	200/400L: Minimum 25 PTO HP, 500L: Minimum 40 PTO HP.			
		DIMENSIONS	L (MM)	W (MM)	H (MM)	KG (DRY)
		D026-71	1070	1000	1060	90
		D047-71	1330	1190	1200	134
		D058-96	1400	1190	1325	140

MODEL DESCRIPTION

MODEL DESCRIPTION	CODE
SUNTUFF 200L: APS71 Pump, 600mm fan	D026-71
SUNTUFF 400L: APS71 Pump, 700mm fan	D047-71
SUNTUFF 500L: APS96 Pump, 800mm fan	D058-96
SUNTUFF 500L: APS96 Pump, 800mm fan, electric controls	D058-96E

DEALER FITMENT OPTIONS

DEALER FITMENT OPTIONS	FAN SIZE (MM)	CODE
One - sided conveyor	800	D99-99
Two - sided deflector	600	D99-98
Two - sided deflector	700	D99-92B
Two - sided conveyor	700	D99-177
Two - sided deflector	800	D99-100
Bottom air deflectors	600/700/800	D99-63

Note: Not all options will fit all models. Extra charges may apply to fitment of some options.

Trailed Compact Supaflo 1000L



Vineyards



Orchards



Pictured: 1000L Compact Supaflo

MODEL SPECIFICATIONS

PUMP	Silvan oil-backed diaphragm type with nitrile diaphragms and corrosion resistant, cast anodised aluminium body with brass heads and manifold. IDS960:93L/min. capacity, 5000kPa pressure. IDS1401:135L/min. capacity, 5000kPa pressure.	HAND WASH TANK	15L fresh water hand wash tank.			
FAN SIZE	700mm axial flow type, 8 bladed fan with curved nylon reinforced blades and protective mesh cover.	FRAME	Galvanised steel with jockey wheel and adjustable drawbar.			
NOZZLES	Flip-over type for dilute/concentrate spraying. Ceramic HCC nozzles. 12 double sided nozzles (6 per side) twist on/off.	AGITATION	Pump bypass plus venturi agitator.			
GEARBOX	Single speed with neutral position, oil-bath type.	PRESSURE GAUGE	100mm, 0-60 bar glycerine filled gauge with bar increments.			
CONTROLS	40 Bar electric section valves, master valve, electric pressure regulator and in-cab controls.	FILTRATION	Lid strainer and suction line filter.			
MAIN TANK	Polytuff impact resistant polyethylene construction, calibrated sight line, flip-top easy open lid, 40mm drain valve.	WHEEL EQUIPMENT	50mm Duraflex axle. 2 x 15" tubeless tyres on painted rims (speed rating 30 km/h).			
FLUSH TANK	80L flush tank with top fill. Used to flush pump, filter, spray lines and nozzles.	PTO DRIVESHAFT	Quality driveshaft with quick release pins and safety cover.			
		HP REQUIRED	Minimum 40 PTO HP.			
		DIMENSIONS	L (MM)	W (MM)	H (MM)	KG (DRY)
		AB11AF8R	2860	1100	1500	300
			Length measured with drawbar in shortest position.			

MODEL DESCRIPTION

SUPAFLO 1000L: IDS960 pump, 700mm fan & electric valve controls

CODE

AB11AF8R

FACTORY OPTIONS

IDS1401 pump, 135L/min. capacity, 5000kPa pressure

CODE

Two-sided deflector

D99-179

Two-sided conveyor

D99-92B

Bottom air deflectors

D99-177

Wide axle (1400mm)

D99-63

Bravo 180S automatic rate controller

D99-178

D99-143

Extra charges may apply to fitment of some options.

Oktopus Sprayer



Vineyards



Berries



Pictured: 2000L Oktopus

MODEL SPECIFICATIONS

PUMP	Silvan oil-backed diaphragm type with nitrile diaphragms, corrosion resistant, cast anodised aluminium body. APS96: 88L/min. capacity, 5000kPa pressure APS121:115L/min capacity, 5000kPa pressure.			
FAN SIZE	450mm diameter turbine fan, 10 fishtail outlets.			
NOZZLES	Flip-over type for dilute/concentrate spraying with ceramic hollow cone nozzles and 10 nozzles (5 per side) twist on/off.			
GEARBOX	Two speed with neutral position, oil-bath type.			
CONTROLS	40 bar electric section valves, master valve, electric pressure regulator and in cab controls.			
TANK	Polytuff impact resistant polyethylene construction, calibrated sight line, non-spill lid. 40 litre fresh water tank fitted to 2000L unit.			
FRAME	500L: Galvanised steel, suit cat I & II linkage 2000L: Galvanised steel with jockey wheel & adjustable drawbar.			
AGITATION	500L: Dual bypass. 2000L: Pump bypass plus venturi agitator.			
PRESSURE GAUGE	100mm, 0-60 bar glycerine filled gauge with bar increments.			
FILTRATION	Lid strainer, suction line strainer and stainless steel nozzle filters.			
2000L WHEEL EQUIPMENT	Glideflex suspension axle, 2 x 15" tubeless tyres on galvanised rims (max speed rating 30 km/h).			
PTO DRIVESHAFT	Quality driveshaft with quick release pins and safety cover.			
HP REQUIRED	Minimum 50HP.			
DIMENSIONS	L (MM)	W (MM)	H (MM)	KG (DRY)
D05SLV-96	1400	1190	2500	140
D20SLV-121EGL	3750	1540	2500	640
Length measured with drawbar in shortest position.				

MODEL DESCRIPTION

MODEL DESCRIPTION	CODE
OKTOPUS 500L: APS96 pump, Oktopus fan, electric valve controls	D05SLV-96
OKTOPUS 2000L: APS121 pump, Oktopus fan, electric valve controls, Glideflex axle	D20SLV-121EGL

FACTORY OPTIONS

FACTORY OPTIONS	CODE
Bravo 180S automatic rate controller	D99-143
Flotation tyres - 400/60 x 15.5" with fixed axle (in lieu of standard singles)	D99-80

Extra charges may apply to fitment of some options.

Trailed Supaflo 2000L



Vineyards



Orchards



Pictured: 2000L Supaflo

FOR MORE
INFORMATION
ON THE RADAK
CONVEYOR
SEE PAGE 19



MODEL SPECIFICATIONS

PUMP	Silvan oil-backed diaphragm type with nitrile diaphragms and corrosion resistant, cast anodised aluminium body with brass heads and manifold. IDS1701:161L/min. capacity, 5000kPa pressure.	FRAME	Galvanised steel with jockey wheel & adjustable drawbar.			
FAN SIZE	900mm axial flow type, 10 bladed fan with curved nylon reinforced blades, air straightening vanes and protective mesh cover. Powerhead & Radak fitted with 920mm axial flow type, 10 bladed fan, centrifugal clutch and protective mesh cover.	AGITATION	Pump bypass plus venturi agitator.			
NOZZLES	Flip-over type for dilute/concentrate spraying. Ceramic jets, stainless steel swirl-plates. 16 double sided nozzles (8 per side) twist on/off. The Powerhead has 24 double sided nozzles (12 per side) and the Radak has 32 (16 per side).	PRESSURE GAUGE	100mm, 0-60 bar glycerine filled gauge with bar increments.			
GEARBOX	2-speed with neutral position, oil-bath type.	FILTRATION	Lid strainer, suction line strainer & stainless steel nozzle filters.			
CONTROLS	40 bar electric section valves, master valve, electric pressure regulator and in cab controls.	WHEEL EQUIPMENT	Glideflex suspension axle, 2 x 15" tubeless tyres on galvanised rims (max speed rating 30 km/h).			
TANK	Polytuff impact resistant polyethylene construction, calibrated sight line, flip-top easy open lid, 40mm drain valve and built-in chemical mixer. 40L fresh water hand wash tank.	PTO DRIVESHAFT	Quality Bondioli & Pavesi driveshaft with quick release pins & safety cover.			
		HP REQUIRED	Minimum 60 PTO HP.			
		DIMENSIONS	L (MM)	W (MM)	H (MM)	KG (DRY)
		DAB23AF8G	3750	1540	1530	640
			Length measured with drawbar in shortest position.			

MODEL DESCRIPTION	CODE
SUPAFLO 2000L: IDS1701 pump, 900mm fan, electric valve controls, wide angle shaft & Glideflex axle	DAB23AF8G
FACTORY OPTIONS	CODE
Powerhead Conveyor (in lieu of standard fan cowling)	D99-184
Radak Conveyor - Manual adjustment of top and bottom wings (In lieu of standard fan cowling)	D99-135
Hydraulic kit for Radak Conveyor (top wings)	D99-155B
SCRAM Jet (to suit Radak Conveyor)	D99-180
One sided conveyor	D99-41
Leaf guard (to suit Powerhead & Radak)	D99-175
Twin nozzle (includes extra nozzles)	D99-182
Two-sided poly vineyard conveyor	D99-111
Bravo 180S automatic rate controller	D99-143
Flotation tyres - 400/60 x 15.5" with fixed axle (in lieu of standard singles)	D99-80

Note: Not all options will fit all models. Extra charges may apply to fitting of some options. Fitting of Powerhead & Radak includes upgrade to 920mm fan and uprated gearbox

Trailed Stiletto 2000L



Vineyards



Orchards



Pictured: 2000L Stiletto with optional flotation tyres

MODEL SPECIFICATIONS

PUMP	Silvan oil-backed diaphragm type with nitrile diaphragms and corrosion resistant, cast anodised aluminium body with brass heads and manifolds. IDS1701: 161L/min. capacity 5000kPa pressure.	FRAME	Galvanised steel with jockey wheel & adjustable drawbar.			
	FAN SIZE	900mm axial flow type, 10 bladed fan with curved nylon reinforced blades, air straightening vanes and protective mesh cover.	AGITATION	Pump bypass plus venturi agitator.		
NOZZLES	Flip-over type for dilute/concentrate spraying. Ceramic jets, stainless steel swirl-plates, 16 nozzles with twist on/off.	PRESSURE GAUGE	100mm, 0-60 bar glycerine filled gauge with bar increments.			
GEARBOX	Oil-bath type, 2-speed with neutral position.	FILTRATION	Lid strainer, suction line strainer and stainless steel nozzle filters.			
CONTROLS	40 bar electric section valves, master valve, electric pressure regulator and in cab controls.	WHEEL EQUIPMENT	Glideflex suspension axle, 2 x 15" tubeless tyres on galvanised rims (max speed rating 30 km/h).			
TANK	Polytuff impact resistant polyethylene construction, calibrated sight line, easy open lid, 40mm drain valve and built-in 15L fresh water tank.	PTO DRIVESHAFT	Quality Bondioli & Pavesi driveshaft with quick release pins & safety cover.			
		HP REQUIRED	Minimum 60 PTO HP.			
		DIMENSIONS	L (MM)	W (MM)	H (MM)	KG (DRY)
		DST23AF8G	3800	1540	1500	640
		Length measured with drawbar in shortest position.				

MODEL DESCRIPTION

MODEL DESCRIPTION	CODE
STILETTO 2000L: IDS1701 pump, 900mm fan, electric valve controls, Glideflex axle, wide angle shaft	DST23AF8G
STILETTO 2000L: IDS1701 pump, 900mm fan, Glideflex axle, wide angle shaft, Bravo 180S automatic rate controller	DST23AB8G

FACTORY OPTIONS

FACTORY OPTIONS	CODE
Twin nozzles (includes extra nozzles)	D99-182
Flotation tyres - 400/60 x 15.5" with fixed axle (in lieu of standard singles)	D99-80

Note: Not all options will fit all models. Extra charges may apply to fitment of some options.

Trailed Stiletto Powerhead 2000L



FOR MORE
INFORMATION ON
THE LEAF GUARD
SEE PAGE 22



Pictured: 2000L Stiletto Powerhead

MODEL SPECIFICATIONS

PUMP	Silvan oil-backed diaphragm type with nitrile diaphragms and corrosion resistant, cast anodised aluminium body with brass heads and manifolds. IDS1701: 161L/min. capacity 5000kPa pressure.	FRAME	Galvanised steel with jockey wheel and adjustable drawbar.			
	FAN SIZE		920mm axial flow type, 10 bladed fan with curved nylon reinforced blades, centrifugal clutch for soft engagement/disengagement and protective mesh cover.	AGITATION	Pump bypass plus venturi agitator.	
NOZZLES	24 flip-over nozzle bodies for dilute/concentrate spraying with on/off. 12 ceramic hollow cone nozzles per side and 12 ceramic jets with stainless steel swirl-plates per side.	PRESSURE GAUGE	100mm, 0-60 bar glycerine filled gauge with bar increments.			
GEARBOX	Oil-bath type, 2-speed with neutral position.	FILTRATION	Lid strainer, suction line strainer and stainless steel nozzle filters.			
CONTROLS	40 bar electric section valves, master valve, electric pressure adjustment and in cab control.	WHEEL EQUIPMENT	Glideflex suspension axle with 15" tubeless tyres on galvanised rims (max speed rating 30 km/h).			
TANK	Polytuff impact resistant polyethylene construction, calibrated sight line, easy open lid, 40mm drain valve, built-in 15L fresh water tank and chemical mixer.	PTO DRIVESHAFT	Quality Bondioli & Pavesi constant velocity driveshaft with quick release pins & safety cover.			
		HP REQUIRED	Minimum 60 PTO HP.			
		DIMENSIONS	L (MM)	W (MM)	H (MM)	KG (DRY)
		4100	1700	1500	680	
		DST23PF8G Length measured with drawbar in shortest position.				

MODEL DESCRIPTION	CODE
STILETTO 2000L: IDS1701 pump, 920mm Powerhead fan, electric valve controls, Glideflex axle, wide angle shaft	DST23PF8G
STILETTO 2000L: IDS1701 pump, 920mm Powerhead fan, Glideflex axle, wide angle shaft, Bravo 180S automatic rate controller	DST23PB8G
FACTORY OPTIONS	CODE
Leaf guard (to suit Powerhead)	D99-175
Twin nozzles (includes extra nozzles)	D99-182
Flotation tyres - 400/60 x 15.5" with fixed axle (in lieu of standard singles)	D99-80
Note: Not all options will fit all models. Extra charges may apply to fitment of some options.	

Trailed 3000L Orchard Sprayer



Orchards

FOR MORE
INFORMATION ON
TWIN NOZZLES
SEE PAGE 22



Pictured: 3000L unit with Powerhead conveyor and optional flotation tyres

MODEL SPECIFICATIONS

PUMP	Silvan oil-backed diaphragm type with nitrile diaphragms and corrosion resistant, cast aluminium body with brass heads and manifolds. IDS2001: 182L/min. capacity 5000kPa pressure.	HAND WASH TANK	55L polytuff tank with top fill.			
	FAN SIZE	920mm axial flow type, 10 bladed fan with curved nylon reinforced blades, centrifugal clutch for soft engagement/disengagement and protective mesh cover.	CHEMICAL INDUCTION	Venturi suction probe.		
NOZZLES	24 flip-over nozzle bodies for dilute/concentrate spraying with on/off. 12 ceramic hollow cone nozzles per side and 12 ceramic jets with stainless steel swirl-plates per side. (16 per side with Radak conveyor).	FRAME	Galvanised steel, heavy duty stand & adjustable drawbar.			
		AGITATION	Pump bypass plus venturi agitator.			
GEARBOX	2-speed with neutral position, oil-bath type.	PRESSURE GAUGE	Glycerine filled gauge located on valve bank.			
CONTROLS	40 Bar electric section valves with master valve, electric pressure regulator and in cab controls.	FILTRATION	Suction line filter, pressure filter, nozzle cup strainers.			
MAIN TANK	3400L polytuff impact resistant polyethylene construction, calibrated sightline, flip top lid, 50mm camlock bottom fill.	WHEEL EQUIPMENT	Glideflex axle with 16" implement tyres (speed rating 30km/h).			
FLUSH TANK	205L polytuff tank with top fill. Used to flush pump, filter, spray lines and nozzles.	PTO DRIVESHAFT	Quality Bondioli & Pavesi constant velocity driveshaft with quick release pins & safety cover.			
		HP REQUIRED	Minimum 60 PTO HP.			
		DIMENSIONS	L (MM)	W (MM)	H (MM)	KG (DRY)
		AB64PF7G	3995	1755	1800	1000 (approx)
			Length measured with drawbar in shortest position.			

MODEL DESCRIPTION

MODEL DESCRIPTION	CODE
SUPAFLO 3000L: IDS2001 pump, 920mm Powerhead fan, electric valve controls, Glideflex axle	AB64PF7G
SUPAFLO 3000L: IDS2001 pump, 920mm Radak fan, electric valve controls, Glideflex axle	AB64RF7G

FACTORY OPTIONS

FACTORY OPTIONS	CODE
Hydraulic kit for Radak Conveyor (top wings)	D99-155B
SCRAM Jet (to suit Radak conveyor)	D99-180
Leaf guard (to suit Powerhead & Radak)	D99-175
Twin nozzles (includes extra nozzles)	D99-182
Bravo 180S automatic rate controller	D99-143
BKT flotation tyres - 558-400/55 - 22.5 (in lieu of standard singles)	D99-79
IDS2600 pump, 249L/min. capacity, 5000kPa pressure	D99-149

Note: Not all options will fit all models. Extra charges may apply to fitment of some options.

Trailed Supaflo 3500L



Pictured: 3500L Supaflo with optional Powerhead conveyor

MODEL SPECIFICATIONS

PUMP	Silvan oil-backed diaphragm type with nitrile diaphragms and corrosion resistant, anodised cast aluminium body with brass heads and manifolds. IDS1701: 161L/min. capacity, 5000kPa pressure. IDS2600: 249L/min. capacity, 5000kPa pressure.	FRAME	Galvanised steel with jockey wheel and adjustable drawbar.			
FAN SIZE	900mm axial flow type, 10 bladed fan with curved nylon reinforced blades with air straightening vanes and protective mesh cover. Powerhead and Radak fitted with 920mm axial flow type, 10 bladed fan, centrifugal clutch and protective mesh cover.	AGITATION	Pump bypass plus venturi agitator.			
NOZZLES	Flip-over type for dilute/concentrate spraying. Ceramic jets, stainless steel swirl-plates. 16 double sided nozzles (8 per side) twist on/off. The Powerhead has 24 double sided nozzles (12 per side) and the Radak has 32 (16 per side).	PRESSURE GAUGE	Glycerine filled gauge located on valve bank.			
GEARBOX	2-speed with neutral position, oil-bath type.	FILTRATION	Lid strainer, suction line filter and nozzle cup strainers.			
CONTROLS	40 Bar electric section valves with master valve, electric pressure regulator and in cab controls.	WHEEL EQUIPMENT	Glideflex suspension axle fitted with 16" tyres and galvanised rims (speed rating 30km/h).			
TANK	Polytuff impact resistant polyethylene construction, calibrated sight line, built-in chemical mixer and 40L fresh water hand wash tank.	PTO DRIVESHAFT	Quality Bondioli & Pavesi constant velocity driveshaft with quick release pins & safety cover.			
		HP REQUIRED	Minimum 80 PTO HP.			
		DIMENSIONS	L (MM)	W (MM)	H (MM)	KG (DRY)
		DAB33AF7G	4755	1830	1800	800
			Length measured with drawbar in shortest position.			

MODEL DESCRIPTION	CODE
SUPAFLO 3500L: IDS1701 pump, 900mm fan, electric valve controls, Glideflex axle	DAB33AF7G
SUPAFLO 3500L: IDS2600 pump, 900mm fan, electric valve controls, Glideflex axle	DAB36AF7G
FACTORY OPTIONS	CODE
Powerhead Conveyor (in lieu of standard fan cowling)	D99-184
Radak Conveyor - Manual adjustment of top and bottom wings (In lieu of standard fan cowling)	D99-135
SCRAM Jet (to suit Radak conveyor)	D99-180
Hydraulic kit for Radak Conveyor (top wings)	D99-155B
Leaf guard (to suit Powerhead & Radak)	D99-175
Two-sided poly vineyard conveyor	D99-111
Twin nozzles (includes extra nozzles)	D99-182
Bravo 180S automatic rate controller	D99-143
BKT flotation tyres 558-400/55 - 22.5 (in lieu of standard singles)	D99-79
Tandem suspension axle with 10 x 15" wheels	D99-75

Note: Not all options will fit all models. Extra charges may apply to fitment of some options.
Fitment of Powerhead & Radak includes upgrade to 920mm fan and uprated gearbox

Trailed G2E 4000L



Orchards

FOR MORE
INFORMATION
ON THE AVO JET
SEE PAGE 18



Pictured: 4000L G2E
with Powerhead

MODEL SPECIFICATIONS

PUMP	Silvan oil-backed diaphragm type with nitrile diaphragms and corrosion resistant, cast aluminium body with brass heads & manifolds. IDS1701:161L/min. capacity, 5000kPa pressure.	CHEMICAL INDUCTION	Venturi suction probe.			
FAN SIZE	920mm axial flow type, 10 bladed fan with curved nylon reinforced blades, centrifugal clutch for soft engagement/disengagement and protective mesh cover.	FRAME	Galvanised steel, heavy duty stand & adjustable drawbar.			
NOZZLES	24 flip-over nozzle bodies for dilute/concentrate spraying with on/off. 12 Ceramic hollow cone nozzles per side and 12 ceramic jets with stainless steel swirl plates per side. (16 per side with the Radak conveyor).	AGITATION	Pump bypass plus venturi agitator.			
GEARBOX	2-speed with neutral position, oil-bath type.	PRESSURE GAUGE	Glycerine filled gauge located on valve bank.			
CONTROLS	40 Bar electric section valves with master valve, electric pressure regulator and in cab controls.	FILTRATION	Suction line filter, pressure filter, nozzle cup strainers.			
MAIN TANK	Polytuff impact resistant polyethylene construction with calibrated sight line. 50mm Camlock top & bottom fill.	WHEEL EQUIPMENT	Glideflex axle with 13.0/65 - 18" implement tyres (speed rating 30km/h).			
HAND WASH TANK	15L polytuff tank filled through cap. Located next to bottom fill.	PTO DRIVESHAFT	Quality Bondioli & Pavesi constant velocity driveshaft with quick release pins & safety cover.			
		HP REQUIRED	Minimum 80 PTO HP.			
		DIMENSIONS	L (MM)	W (MM)	H (MM)	KG (DRY)
		EAB43PF2G	5050	1880	2020	1220
			Length measured with drawbar in shortest position.			

MODEL DESCRIPTION

MODEL DESCRIPTION	CODE
SUPAFLO G2E 4000L: IDS1701 pump, 920mm Powerhead fan, electric valve controls, Glideflex axle	EAB43PF2G
SUPAFLO G2E 4000L: IDS1701 pump, 920mm Radak fan, electric valve controls, Glideflex axle	EAB43RF2G

FACTORY OPTIONS

FACTORY OPTIONS	CODE
Hydraulic kit for Radak Conveyor (top wings)	D99-155B
SCRAM Jet (to suit Radak conveyor)	D99-180
AVO Jet (to suit Radak conveyor)	D99-187
Leaf guard (to suit Powerhead & Radak)	D99-176
Twin nozzles (includes extra nozzles)	D99-182
Bravo 180S automatic rate controller	D99-143
Tandem suspension axle with 11.5/80 - 15.3 tyres	D99-78
BKT flotation tyres - 558-400/55 - 22.5 (in lieu of singles)	D99-79
IDS2001 pump, 182L/min. capacity, 5000kPa pressure	D99-148
IDS2600 pump, 249L/min. capacity, 5000kPa pressure.	D99-149

Note: Not all options will fit all models. Extra charges may apply to fitment of some options.

Trailed G2 Supaflo 4000L



Orchards



Pictured: 4000L G2 Supaflo with Powerhead

MODEL SPECIFICATIONS

PUMP	Silvan oil-backed diaphragm type with nitrile diaphragms and corrosion resistant, cast aluminium body with brass heads and manifolds. IDS1701:161L/min. capacity, 5000kPa pressure.	HAND WASH TANK	60L polytuff tank filled through cap. Tap located next to chemical mixer hopper.			
FAN SIZE	920mm axial flow type, 10 bladed fan with curved nylon reinforced blades, centrifugal clutch for soft engagement/disengagement and protective mesh cover.	MIXER TANK	Chemical mixer hopper with tap controls for rinse, transfer and main tank rinse. Venturi transfer back to main tank.			
NOZZLES	24 flip-over nozzle bodies for dilute/concentrate spraying with on/off. 12 Ceramic hollow cone nozzles per side and 12 ceramic jets with stainless steel swirl plates per side. (16 per side with the Radak conveyor).	FRAME	Galvanised steel, heavy duty stand & adjustable drawbar.			
GEARBOX	2-speed with neutral position, oil-bath type.	AGITATION	Pump bypass plus venturi agitator.			
CONTROLS	40 Bar electric section valves with master valve, electric pressure regulator and in cab controls.	PRESSURE GAUGE	Glycerine filled gauge located on valve bank.			
MAIN TANK	Polytuff impact resistant polyethylene construction with calibrated sight line. 50mm Camlock top & bottom fill.	FILTRATION	Suction line filter, pressure filter, nozzle cup strainers.			
FLUSH TANK	330L polytuff tank with top fill. Used to flush pump, filter, spray lines and nozzles.	WHEEL EQUIPMENT	Glideflex axle with 13.0/65 - 18" implement tyres (speed rating 30km/h).			
		PTO DRIVESHAFT	Quality Bondioli & Pavesi constant velocity driveshaft with quick release pins & safety cover.			
		HP REQUIRED	Minimum 80 PTO HP.			
		DIMENSIONS	L (MM)	W (MM)	H (MM)	KG (DRY)
		AB43PE2G	5550	1880	2020	1400
			Length measured with drawbar in shortest position.			

MODEL DESCRIPTION

MODEL DESCRIPTION	CODE
SUPAFLO G2 4000L: IDS1701 pump, 920mm Powerhead fan, electric valve controls, Glideflex axle	AB43PE2G
SUPAFLO G2 4000L: IDS1701 pump, 920mm Radak fan, electric valve controls, Glideflex axle	AB43RE2G

FACTORY OPTIONS

FACTORY OPTIONS	CODE
Hydraulic kit for Radak Conveyor (top wings)	D99-155B
SCRAM Jet (to suit Radak conveyor)	D99-180
AVO Jet (to suit Radak conveyor)	D99-187
Leaf guard (to suit Powerhead & Radak)	D99-176
Twin nozzles (includes extra nozzles)	D99-182
Bravo 180S automatic rate controller	D99-143
Tandem suspension axle with 11.5/80 - 15.3 tyres	D99-78
BKT flotation tyres - 558-400/55 - 22.5 (in lieu of singles)	D99-79
IDS2001 pump,182L/min. capacity, 5000kPa pressure.	D99-148
IDS2600 pump,249L/min. capacity, 5000kPa pressure.	D99-149

Note: Not all options will fit all models. Extra charges may apply to fitment of some options.

Silvan Cannon Jet Sprayer



Flowers



Greenhouse



Vegetables



MODEL SPECIFICATIONS

PUMP	Silvan oil-backed diaphragm type with nitrile diaphragms, corrosion resistant, cast anodised aluminium body. APS96: 88L/min. capacity, 5000kPa pressure APS121: 115L/min capacity, 5000kPa pressure.	AGITATION	500L: Dual bypass 2000L: Pump bypass plus venturi agitator.			
FAN SIZE	450mm diameter twin turbine fan with galvanised frame and spray head. Hydraulic angle adjustment and manual top wing adjustment.	PRESSURE GAUGE	100mm, 0-60 bar glycerine filled gauge with bar increments.			
NOZZLES	Flip-over type with ceramic hollow cone nozzles. 9 nozzles (6 in cannon head, 3 in side of cannon) with twist on/off.	FILTRATION	Lid strainer, suction line strainer and stainless steel nozzle filters.			
GEARBOX	Two speed with neutral position, oil-bath type.	2000L WHEEL EQUIPMENT	Glideflex suspension axle, 2 x 15" tubeless tyres on galvanised rims (max speed rating 30 km/h).			
CONTROLS	40 bar electric section valves, master valve, electric pressure regulator and in cab controls.	PTO DRIVESHAFT	Quality driveshaft with quick release pins and safety cover.			
TANK	Polytuff impact resistant polyethylene construction, calibrated sight line, non-spill lid. 40 litre fresh water tank fitted to 2000L unit.	HP REQUIRED	Minimum 75HP.			
FRAME	500L: Galvanised steel, suit cat I & II linkage 2000L: Galvanised steel with jockey wheel & adjustable drawbar.	DIMENSIONS	L (MM)	W (MM)	H (MM)	KG (DRY)
		D05JET-96	1400	1190	2500	140
		D20JET-121GL	3750	1540	2500	640
		Length measured with drawbar in shortest position.				

MODEL DESCRIPTION

	CODE
CANNON JET 500L: APS96 pump, Cannon jet fan, electric valve controls	D05JET-96
CANNON JET 2000L: APS121 pump, Cannon jet fan, electric valve controls, Glideflex axle	D20JET-121GL

FACTORY OPTIONS

	CODE
Bravo 180S automatic rate controller	D99-143

Extra charges may apply to fitment of some options.



Pictured: SCRAM Jet

The Powerhead is a revolutionary and efficient air conveyor that produces an adjustable spray-laden air stream to match the shape and height of the canopy. Ideal for spraying apples, pears, almonds and stone fruit trees with lower canopies.

- Internal vanes to direct the airstream into the canopy which also helps maximise the fan's output
- Small top wings to direct air into the upper canopy
- Lower wings to direct airflow from underneath, opening up the canopy for greater spray penetration
- Stainless steel spraylines with 12 flip over nozzles each side

MODEL SPECIFICATIONS

CONVEYOR	Aluminium construction, double-sided conveyor. Top sections are manually adjustable for tree height, bottom wings adjustable for covering lower branches. Patented Air Volute delivery system.
NOZZLES	Flip-over type for dilute/concentrate spraying. Ceramic hollow cone jets with 24 twist on/off nozzles (12 per side).
SUITED ROW WIDTH	Up to 6 metres.
SUITED TREE HEIGHT	Up to 5 metres.



Utilising a turbine fan hydraulically driven from the tractor remotes the auxiliary fan unit is positioned above the top wings of the Radak conveyor. The high velocity air stream produced by the fan is directed into the tree canopy to add extra coverage to that obtained by the Radak conveyor.

The SCRAM Jet has two nozzles in each adjustable chute can be fitted with solid cone jets or adjustable cannons to produce large droplets from the turbine fan into the tallest canopy. The AVO Jet has four nozzles per side assisted by five air outlets mounted to a hydraulically controlled frame which can be lowered for road transport. **AVO Jet is available on 4000L sprayer only.**

Note: Hydraulic return line not supplied with quick connect coupling - recommend connecting directly to tractor return.



Pictured: AVO Jet

MODEL SPECIFICATIONS

FAN	320mm turbine fan hydraulically driven from tractor remotes. Hydraulic motor opposite to air intake with adjustable flow valve and case drain for return oil flow. Fitted with 12V oil cooler. Required hydraulic oil flow: 60L/min at 80 Bar pressure
CONVEYOR	SCRAM Jet: Adjustable aluminium double sided vanes. AVO Jet: Adjustable double sided air outlets.
NOZZLES	SCRAM Jet: Flip-over type (for dilute/concentrate spraying) or adjustable cannons (2 per side). AVO Jet: Adjustable cannons (4 per side).
SUITED TREE HEIGHT	SCRAM JET: Up to 12 metres (when fitted with Radak). AVO JET: Up to 15 metres (when fitted with Radak).

Radak Conveyor



Growers with taller crop canopies prefer the Radak® conveyor which comes in three options to suit different canopy shapes and sizes.

The patented air volute design maximises the use of the airflow generated by the 920mm fan, the Radak ensures thorough coverage of the targeted canopy by directing airflow into the foliage from underneath via the bottom wings. The venturi effect opens up the tree canopy to aid spray penetration and coverage.

Ideal for tall tree crops throughout Australia such as macadamias, avocados, mangoes, olives, citrus and lychees.

MODEL SPECIFICATIONS

CONVEYOR	Aluminium construction, double-sided conveyor. Top sections via manual or hydraulic operation adjustable for tree height, bottom wings lift for transport. Patented Air Volute delivery system.
NOZZLES	Flip-over type for dilute/concentrate spraying. Ceramic hollow cone jets with 32 twist on/off nozzles (16 per side).




STANDARD RADAK

Code: D99-135
Row width: Up to 8m
Tree height: Up to 8m



TALL TOP RADAK- STD BOTTOM WINGS

Code: D99-135T
Row width: Up to 8m
Tree height: Up to 10m



TALL TOP RADAK- WIDE BOTTOM WINGS

Code: D99-135TW
Row width: Up to 10m
Tree height: Up to 10m

High Pressure Diaphragm Pumps

APS SERIES

All Silvan APS series high pressure diaphragm pumps are built for 540 RPM operation, are self-priming and feature a corrosion resistant cast anodised aluminium body. Tough and reliable they will run dry without risk of damage. All pumps are supplied with appropriate hose connections, mounting base plates and 1 3/8" six splined shaft.

APS71

- Diaphragms: 3
- Output @ 540 RPM: 67 L/min
- Max. pressures (kPa/psi): 5000/725
- Shaft: Male – Female or Male – Male
- HP required at max. pressure: 9.1
- L x W x H (mm): 238 x 343 x 289
- Weight (kg): 18.4



APS145

- Diaphragms: 4
- Output @ 540 RPM: 142 L/min
- Max. pressures (kPa/psi): 5000/725
- Shaft: Male – Male
- HP required at max. pressure: 18
- L x W x H (mm): 342 x 380 x 420
- Weight (kg): 46



APS96

- Diaphragms: 4
- Output @ 540 RPM: 88 L/min
- Max. pressures (kPa/psi): 5000/725
- Shaft: Male – Female or Male – Male
- HP required at max. pressure: 11.7
- L x W x H (mm): 236 x 345 x 340
- Weight (kg): 22.5



APS166

- Diaphragms: 5
- Output @ 540 RPM: 163 L/min
- Max. pressures (kPa/psi): 5000/725
- Shaft: Male – Male
- HP required at max. pressure: 20.5
- L x W x H (mm): 370 x 389 x 420
- Weight (kg): 56



APS121

- Diaphragms: 3
- Output @ 540 RPM: 115 L/min
- Max. pressures (kPa/psi): 5000/725
- Shaft: Male – Male
- HP required at max. pressure: 14.5
- L x W x H (mm): 329 x 387 x 356
- Weight (kg): 38



BRASS MANUAL CONTROL VALVE BRA-17020623



MODEL SPECIFICATIONS					
PUMP	L/MIN @ MAX PRESSURE	MAX PRESSURE (kPa)	KG	SHAFT	CODE
APS71	67	5000	18.4	Male - Female	CAPS071
APS71	67	5000	18.4	Male - Male	CAPS071S
APS96	88	5000	22.5	Male - Female	CAPS096MF
APS96	88	5000	22.5	Male - Male	CAPS096
APS121	115	5000	38.0	Male - Male	CAPS121
APS145	142	5000	46.0	Male - Male	CAPS145
APS166	163	5000	56.0	Male - Male	CAPS166
BRASS MANUAL CONTROL VALVE	Suitable for APS series, IDS1701 pumps				BRA-17020623

High Pressure Diaphragm Pumps

IDS SERIES

All Silvan IDS series high pressure diaphragm pumps are built for 540 RPM operation, are self-priming & feature a corrosion resistant cast anodised aluminium body with brass heads and manifold. Tough and reliable they will run dry without risk of damage. All pumps are supplied with appropriate hose connections, mounting base plates and 1 3/8" six splined shaft.

IDS960

- Diaphragms: 4
- Output @ 540 RPM: 93 L/min
- Max. pressures (kPa/psi): 5000/725
- Shaft: Male – Male
- HP required at max. pressure: 11.5
- L x W x H (mm): 268 x 350 x 334
- Weight (kg): 30.3

IDS1401

- Diaphragms: 3
- Output @ 540 RPM: 135 L/min
- Max. pressures (kPa/psi): 5000/725
- Shaft: Male – Male
- HP required at max. pressure: 16.6
- L x W x H (mm): 298 x 404 x 396
- Weight (kg): 45

IDS960 / IDS1401



IDS1701

- Diaphragms: 4
- Output @ 540 RPM: 161 L/min
- Max. pressures (kPa/psi): 5000/725
- Shaft: Male – Male
- HP required at max. pressure: 19.9
- L x W x H (mm): 298 x 499 x 396
- Weight (kg): 60

IDS2001

- Diaphragms: 4
- Output @ 540 RPM: 182 L/min
- Max. pressures (kPa/psi): 5000/725
- Shaft: Male – Male
- HP required at max. pressure: 22.4
- L x W x H (mm): 298 x 499 x 369
- Weight (kg): 60

IDS1701 / IDS2001



IDS2200

- Diaphragms: 6
- Output @ 540 RPM: 208 L/min
- Max. pressures (kPa/psi): 5000/725
- Shaft: Male – Male
- HP required at max. pressure: 26.2
- L x W x H (mm): 357 x 463 x 500
- Weight (kg): 76

IDS2600

- Diaphragms: 6
- Output @ 540 RPM: 249 L/min
- Max. pressures (kPa/psi): 5000/725
- Shaft: Male – Male
- HP required at max. pressure: 32.1
- L x W x H (mm): 357 x 463 x 500
- Weight (kg): 76

IDS2200 / IDS2600



MODEL SPECIFICATIONS

PUMP	L/MIN @50 BAR MAX PRESSURE	MAX PRESSURE (KPA)	KG	SHAFT	CODE
IDS960	93	5000	30.3	Male - Male	CDS960
IDS1401	135	5000	45.0	Male - Male	CDS1401
IDS1701	161	5000	60.0	Male - Male	CDS1701
IDS2001	182	5000	60.0	Male - Male	CDS2001
IDS2200	208	5000	76.0	Male - Male	CDS2200-1
IDS2600	249	5000	76.0	Male - Male	CDS2600-1

Sprayer Options



DOUBLE SIDED VINEYARD CONVEYOR

The double sided vineyard conveyor is designed to maximise the air output of the 900mm axial flow fan when spraying a vertical canopy such as vines or trellis grown tree crops. There is no air lost from the top of the fan as it is all directed outwards and into the canopy.

- Brings the air stream closer to the canopy.
- Maximises fan's air capacity for larger, denser canopies
- Stainless steel and poly construction.
- 12 flip over nozzles each side allows accurate spray placement to canopy.
- Ceramic hollow cone jets on one side of flip over nozzles for low pressure spraying.
- Adjustable vane in top of conveyor for smaller canopies or early season growth.



ONE SIDED CONVEYOR

Ideal for use in tree crops, the conveyor directs the air outwards and into the canopy increasing spray efficiency.

- Fibreglass construction with stainless steel spray lines.
- Flip-over ceramic hollow cone nozzles on one side provides accurate spray coverage and easy changeover for spraying at lower pressure.



SNORKEL

The Snorkel has been designed to help prevent damage to fruit caused by the delivery of air that includes sand and debris. It also helps to minimise downtime by avoiding blocked fan guards. The Silvan Snorkel is made from polytuff impact resistant polyethylene which is lightweight and robust and can be easily fitted to the fan cowl of most Silvan 900mm air assist units.



TWIN NOZZLES

Silvan's twin nozzle adaptor can be fitted to any flip-over nozzle holder. These allow higher application rates with smaller nozzles for greater droplet size control.

LEAF GUARD

The leaf guard is designed to prevent fan blockages and fruit damage from leaves and debris. It can be easily fitted to any Powerhead or Radak sprayer (920mm fan).



WHEELS & TYRES

Many of Silvan's horticulture/viticulture sprayers can be fitted with a range of tyres and rims including 'All Terrain' tyres on 10.5 x 15" galvanised rims, 'flotation' tyres on 400 x 15.5" galvanised rims or 'Gripster' tyres on 12.5 x 18" galvanised rims (to suit boggy conditions such as those in Banana plantations). Note: Optional axles may be required to fit some wheel options.

GLIDEFLEX SUSPENSION SYSTEM

The patented Glideflex suspension system ensures a smooth ride whether the tank is full or empty. This minimises wear and tear on the sprayer and tractor, and improves the ride comfort for the operator.



TANDEM SUSPENSION AXLE

The rugged durability of the Australian designed Simplicity tandem suspension axle gives a smoother ride over rough or uneven terrain. This optional axle assembly is designed to share the load over both wheels, reducing impact to the frame and spray heads and virtually eliminating body roll for faster travel and effective spray application.



The Turbomiser utilises the best air shear technology to achieve optimum spray coverage using less water. A range of spray heads are available to suit the application.

Turbomisers



The Turbomiser is a highly advanced, low volume, air shear sprayer that provides smooth, low maintenance operation. It includes an innovative range of easy to calibrate interchangeable spray heads. Used for a variety of crops including citrus, vines, vegetables, avocados, mangos, apples, pears, strawberries, bananas, stone fruit and macadamias, the Turbomiser can be easily setup up to suit individual agricultural needs.

Since Silvan first launched the Turbomiser in 1983, it has fast become Australia's preferred vineyard sprayer. It has gained uncontested status amongst major corporate wineries and used by many leading farm managers simply because it is still the most effective crop protection system in the industry.

UV stabilised, impact resistant polyethylene tank with a smooth inner surface for easier cleaning and avoiding chemical residue.

Galvanised steel framework and chassis and ensures a longer working life.

Low maintenance centrifugal pump.

Automatic tensioning of the fan drive maintains the belt tension, avoiding slipping and wear.




THE TURBOMISER ADVANTAGE

Silvan's range of Turbomiser sprayers ensure excellent plant coverage and superb pest and disease control with minimal maintenance whilst reducing contamination to the soil and the environment through low volume air shear technology.

Low volume, air shear sprayers can cover the same vegetative surface sprayed by 'dilute volume' machines, but with a much lower quantity of water. As a comparison, a single tank of water used in a Turbomiser could cover up to the same area covered by 3 tanks used in a dilute spray application rate sprayer.

Atomisation of the spray liquid in a Silvan Turbomiser is achieved by introducing the water and chemical mixture into a very powerful air stream through a venturi tube. The air stream then shears the liquid into a narrow range of droplets.



This illustrated comparison demonstrates the likely difference between a vineyard leaf sprayed by a 'Dilute Volume' machine (diagram: A) and Silvan's 'Low Volume' Turbomiser (diagram: B).

Turbomisers atomise the liquid and mix it with the current of air so well that the droplets are carried into the more hidden areas of the plants. With a narrow droplet spectrum it is possible to double, triple or quadruple the number of droplets per square centimetre of vegetative surface while using significantly less water than dilute spray rates. This also causes the droplets to stay on the vegetation instead of running off onto the soil which means you maximise the effect of your spray chemicals.

To achieve complete coverage and thorough contact on the foliage, it is only necessary to replace the air in and around the plant with the air from the low volume sprayer. Since the air and spray are homogeneous, where the air arrives, so does the chemical.

The Silvan Turbomiser "Low Volume" system significantly improves spraying time by its ability to apply chemicals at faster ground speed reducing the number of tank refills and the lost time spent travelling between fills. The time saved can be important in ensuring chemicals are applied to the crop at their optimum efficiency for pest and disease control.

Spray heads available for a range of applications and most crop types.

Simple & low maintenance rotating calibration discs regulate chemical flow to each head.



Linkage P42E & P45E Turbomiser



Vineyards



Greenhouse

Pictured: P42E 400L with optional double sided diffuser head



Pictured: P45E 400L with optional Super Cannon head

AVAILABLE WITH
TURBOMISER
HEAD OPTIONS
SEE PAGE 32



MODEL SPECIFICATIONS

PUMP	CD32 centrifugal pump 140L/min constructed from toughened nylon. Stainless steel shaft & viton/ceramic seal.	FRAME	Galvanised RHS steel construction, cat II linkage.			
FAN SIZE	P42E: 420 mm dia. turbine fan, 3900 rpm. Power consumed 18 kw / 35HP.	TANK	Polytuff impact resistant polyethylene construction, calibrated sight line, non-spill lids, hydro chemical mixer in larger basket, lids with basket strainers, separate in-built 18L fresh water hand wash tank.			
	P45E: 450 mm dia. turbine fan, 4500 rpm. Power consumed 28 kw / 40HP.		AGITATION	Bypass and pneumatic.		
NOZZLES	Air shear.	PRESSURE GAUGE	Protected 100 mm glycerine gauge fitted at front of sprayer.			
CONTROLS	Two sided electric on/off control with control box mounted in cabin. Rotary plate distribution regulators with 15 settings and manual pressure adjustment.	FILTRATION	Lid strainer and suction line strainer.			
		PTO DRIVESHAFT	Quality Bondioli & Pavesi driveshaft with quick release pins and safety cover.			
GEARBOX	Multiplication type through multi-grip, multi-vee belt and pulley, over-run free wheeling hub and oil bath fan housing.	HP REQUIRED	Minimum 35 PTO HP.			
		GTM-P45N (LESS HEAD)	L (MM)	W (MM)	H (MM)	KG (DRY)
			1000	1100	1150	207

MODEL DESCRIPTION

400L P42E LINKAGE TURBOMISER: P42E Fan (spray head not included)	GTM-P42N
400L P45E LINKAGE TURBOMISER: P45E Fan (spray head not included)	GTM-P45N
FACTORY OPTIONS	CODE
Super cannon for P42E	GT42-1
Super cannon for P45E	GT45-1
Manual turntable for Super Cannon	GT55-4
Hydraulic turntable for Super Cannon	GT55-9
Double sided diffuser head (5 outlets per side) for P42E	GT40-2
Vineyard head - 4 heads (4x4) for P45E	GT45-11

Note: Not all options will fit all models. Extra charges may apply to fitment of some options. Sprayers depicted with optional sprayhead

Linkage P50E Turbomiser




Vineyards



Orchards



Greenhouse



Pictured: P50E 600L with optional vineyard head

Pictured: P50E 600L with optional two row vineyard head

AVAILABLE WITH
TURBOMISER
HEAD OPTIONS
SEE PAGE 32



MODEL SPECIFICATIONS

PUMP	CD32 centrifugal pump, 140L/min. constructed from toughened nylon. Stainless steel shaft & viton/ceramic seal.	TANK	Polytuff impact resistant polyethylene construction, calibrated sight line, non-spill lids, hydro chemical mixer in larger basket, lids with basket strainers, separate in-built 18L fresh water hand wash tank.			
FAN SIZE	P50E: 500mm dia. turbine fan, 4000 rpm. Power consumed 40 kw / 55HP.	FRAME	Galvanised RHS steel construction, cat II linkage.			
NOZZLES	Air shear.	AGITATION	Bypass and pneumatic.			
GEARBOX	Multiplication type through multi-grip, multi-vee belt and pulley, over-run free wheeling hub and oil bath housing.	FILTRATION	Lid strainer and suction line strainer.			
CONTROLS	Two sided electric on/off control with control box mounted in cabin. Rotary plate distribution regulators with 15 settings and manual pressure adjustment.	PTO DRIVESHAFT	Quality Bondioli & Pavesi driveshaft with quick release pins & safety cover.			
PRESSURE GAUGE	Protected 100mm glycerine gauge fitted at front of sprayer.	HP REQUIRED	Minimum 55 PTO HP.			
		DIMENSIONS GTM-P50N (LESS HEAD)	L (MM)	W (MM)	H (MM)	KG (DRY)
			1100	1450	1150	220

MODEL DESCRIPTION

600L P50E LINKAGE TURBOMISER: P50E Fan (spray head not included)	CODE
	GTM-P50N

FACTORY OPTIONS

Vineyard head - 4 heads (4 x 4)	CODE
	GT55-11
Two row vineyard head	GT50-TCF2M2M
Super Cannon head	GT55-1
Manual turntable for Super Cannon	GT55-4
Hydraulic turntable for Super Cannon	GT55-9
Bravo 180S automatic rate controller	GT-24

Note: Not all options will fit all models. Extra charges may apply to fitment of some options. Sprayer depicted with optional sprayhead.

Linkage P55DS Turbomiser



Vineyards



Orchards



Greenhouse



AVAILABLE WITH
TURBOMISER
HEAD OPTIONS
SEE PAGE 32



Pictured: P55DS 600L with optional Super Cannon head

MODEL SPECIFICATIONS

PUMP	CD32 centrifugal pump, 140L/min. constructed from toughened nylon. Stainless steel shaft & viton/ceramic seal.	TANK	Polytuff impact resistant polyethylene construction, calibrated sight line, non-spill lids, hydro chemical mixer in larger basket, lids with basket strainers, separate in-built 18L fresh water hand wash tank.			
FAN SIZE	P55DS:550mm dia. turbine fan, 3700 rpm. Power consumed 50 kw/70HP.	FRAME	Galvanised RHS steel construction, cat II linkage.			
NOZZLES	Air shear.	AGITATION	Bypass and pneumatic.			
GEARBOX	Multiplication type through multi-grip, multi-vee belt and pulley, over-run free wheeling hub and oil bath fan housing.	FILTRATION	Lid strainer and suction line strainer.			
CONTROLS	Two sided electric on/off control with control box mounted in cabin. Rotary plate distribution regulators with 15 settings and manual pressure adjustment.	PTO DRIVESHAFT	Quality Bondioli & Pavesi driveshaft with quick release pins & safety cover.			
PRESSURE GAUGE	Protected 100mm glycerine gauge fitted at front of sprayer.	HP REQUIRED	Minimum 70 PTO HP.			
		DIMENSIONS	L (MM)	W (MM)	H (MM)	KG (DRY)
		GTM-P55DS (LESS HEAD)	1100	1450	1150	250

MODEL DESCRIPTION

600L P55DS LINKAGE TURBOMISER: P55DS fan (spray head not included)

CODE

GTM-P55DS

FACTORY OPTIONS

Vineyard head - 4 heads (4 x 5)	GT55D-40
Orchard Cannon head	GT55-13
Super Cannon head	GT55D-1
Hydraulic turntable for Super Cannon	GT55D-9
Bravo 180S automatic rate controller	GT-24

Note: Not all options will fit all models. Extra charges may apply to fitment of some options. Sprayer depicted with optional sprayhead.

Linkage Airboom Turbomiser



Strawberries



Row Crop



Pictured: P55DS 600L with 12m Airboom

MODEL SPECIFICATIONS

PUMP	CD32 centrifugal pump 140L/min. constructed from toughened nylon. Stainless steel shaft & Viton/ceramic seal.	TRANSMISSION	Multiplication type through multi-grip, multi-vee belt and pulley, over-run free wheeling hub and oil bath housing.			
BOOM OPTIONS	7m hydraulic fold - 15 fishtail air shear spray outlets. 12m hydraulic fold - 18 fishtail air shear spray outlets.	TANK	Polytuff impact resistant polyethylene construction, calibrated sight line, non-spill lids, hydro chemical mixer in larger basket, lids with basket strainers, separate in-built 18L fresh water hand wash tank.			
BOOM ARM	Each arm can be independently folded for turning at row end, 640 mm height adjustment to boom with hydraulic ram, safety break away action.	FRAME	Galvanised RHS steel frame, cat II lift pins with 2 positions.			
FAN SIZE	P55DS: 550mm dia. turbine fan, 3700 rpm. Power consumed 50 kw / 70HP.	AGITATION	Bypass and pneumatic.			
NOZZLES	Low volume fishtail outlets, spacings and angle fully adjustable, ideal for row crops.	FILTRATION	Lid strainer and suction line strainer			
CONTROLS	Electric 3 section valves with on/off, in cab control box and manual pressure adjustment.	PTO DRIVESHAFT	Quality Bondioli & Pavesi driveshaft with quick release pins & safety cover.			
		HP REQUIRED	Minimum 70 PTO HP.			
		GTMP55N07 (WHEN FOLDED)	L (MM)	W (MM)	H (MM)	KG (DRY)
			5400	1700	1500	400

MODEL DESCRIPTION	CODE
600L P55DS LINKAGE AIRBOOM SPRAYER: P55DS fan, 7m hydraulic fold Airboom, fishtail air shear spray outlets	GTMP55N07
600L P55DS LINKAGE AIRBOOM SPRAYER: P55DS fan, 12m hydraulic fold Airboom, fishtail air shear spray outlets	GTMP55N12
FACTORY OPTIONS	CODE
Bravo 180S automatic rate controller	GT-24

Trailed P50E 1500/2000L Turbomiser



Vineyards



Orchards



AVAILABLE WITH
TURBOMISER
HEAD OPTIONS
SEE PAGE 32



Pictured: 1500L with optional
Vineyard head

MODEL SPECIFICATIONS

PUMP	CD32 centrifugal pump, 140L/min, constructed from toughened nylon. Stainless steel shaft & viton/ceramic seal.	FRAME	Galvanised steel chassis, adjustable drawbar with jockey wheel.			
FAN SIZE	P50E: 500mm dia. turbine fan, 4000 rpm. Power consumed 40 kw / 55HP.	AGITATION	Pump bypass plus venturi agitator.			
NOZZLES	Air shear.	FILTRATION	Lid strainer and large capacity suction filter.			
GEARBOX	Multiplication type through multi-grip, multi-vee belt and pulley, over-run free wheeling hub and oil bath housing.	WHEEL EQUIPMENT	Glideflex suspension axle, 2 x 15" tubeless tyres on galvanised rims (max speed rating 30 km/h).			
CONTROLS	Two sided electric on/off control with pressure regulation operated from control box mounted in cabin. Rotary plate distribution regulators with 15 settings. Large 100 mm pressure gauge.	PTO DRIVESHAFT	Quality Bondioli & Pavesi driveshaft with quick release pins & safety cover.			
TANK	1500/2000 - Polytuff impact resistant polyethylene construction, calibrated sight line, large non-spill flip top lid, built-in chemical mixer and 40L fresh water tank.	HP REQUIRED	Minimum 55 PTO HP.			
		DIMENSIONS	L (MM)	W (MM)	H (MM)	KG (DRY)
		GTM15P-P50NGL (LESS HEAD)	3860	1540	1350	550
		GTM20P-P50NGL (LESS HEAD)	3970	1540	1350	650
		Length measured with drawbar in shortest position.				

MODEL DESCRIPTION

MODEL DESCRIPTION	CODE
1500L P50E TRAILED TURBOMISER: P50E fan, Glideflex axle, wide angle PTO shaft (Spray head not included)	GTM15P-P50NGL
2000L P50E TRAILED TURBOMISER: P50E fan, Glideflex axle, wide angle PTO shaft (Spray head not included)	GTM20P-P50NGL

FACTORY OPTIONS

FACTORY OPTIONS	CODE
Vineyard head - 4 heads (4x4)	GT55-11
Bravo 180S automatic rate controller	GT-24
Hydraulic drive pump	GT55-22

When ordering hydraulic drive pumps, tractor hydraulic capacity and system must be written on order. Note: Not all options will fit all models. Extra charges may apply to fitment of some options. Sprayer depicted with optional sprayhead.

Trailed P55DS 2000L Turbomiser



Vineyards



Orchards



AVAILABLE WITH
TURBOMISER
HEAD OPTIONS
SEE PAGE 32



Pictured: 2000L with optional Turbo Tower

MODEL SPECIFICATIONS

PUMP	CD32 centrifugal pump, 140L/min constructed from toughened nylon. Stainless steel shaft and viton/ceramic seal.	TANK	Polytuff impact resistant polyethylene construction, calibrated sight line, large non-spill flip top lid, built-in Chemical mixer and 40L fresh water hand wash tank.			
FAN SIZE	P55DS: 550mm dia. turbine fan, 3700 rpm. Power consumed 50 kw / 70HP.	AGITATION	Pump bypass plus venturi agitator.			
NOZZLES	Air shear.	FILTRATION	Lid strainer and large capacity suction filter.			
GEARBOX	Multiplication type through multi-grip, multi-vee belt and pulley, over-run free wheeling hub & oil bath fan housing.	WHEEL EQUIPMENT	Glideflex suspension axle, 2 x 15" tubeless tyres on galvanised rims (max speed rating 30 km/h).			
CONTROLS	Two sided electric on/off control with pressure regulation operated from control box mounted in cabin. Rotary plate distribution regulators with 15 settings. Large 100mm pressure gauge.	PTO DRIVESHAFT	Quality Bondioli & Pavesi driveshaft with quick release pins & safety cover.			
FRAME	Galvanised steel chassis, adjustable drawbar with jockey wheel.	HP REQUIRED	Minimum 70 PTO HP.			
		DIMENSIONS	L (MM)	W (MM)	H (MM)	KG (DRY)
		GTM20P-P55DSGL (LESS HEAD)	3970	1540	1350	650
			Length measured with drawbar in shortest position.			

MODEL DESCRIPTION	CODE
2000L P55DS TRAILED TURBOMISER: P55DS fan, Glideflex axle, wide angle PTO shaft (spray head not included)	GTM20P-P55DSGL
2000L P55DS TRAILED TURBOMISER: P55DS fan, Glideflex axle, wide angle PTO shaft, automatic rate controller, Hypro hydraulic pump (spray head not included)	GTM20P-P55DSGHL P
FACTORY OPTIONS	CODE
Vineyard head - 4 head (4x5)	GT55D-40
Hi Lo Orchard Head (4 outlets)	GT55D-6
Turbo Tower head (6 outlets)	GT55D-7
Orchard Cannon head	GT55-13
Bravo 180S automatic rate controller	GT-24
Hydraulic drive pump	GT55-22
Tandem suspension axle	D99-76

When ordering hydraulic drive pumps, tractor hydraulic capacity and system must be written on order. Note: Not all options will fit all models. Extra charges may apply to fitment of some options. Sprayer depicted with optional sprayhead.

Turbomiser Heads



Vineyards

VINEYARD HEAD / P45-P55DS

Specifically designed for spraying trellis trained crops targeting the crop from both the top and bottom via multi-directional spray heads i.e. height, tilt, angle, etc.



Orchards

HI LO ORCHARD HEAD / P55DS


Designed for tree crops. The spray tower includes four air shear fishtail outlets providing an air stream top and bottom that converges in the middle for a full canopy coverage.



Greenhouse

SUPER CANNON / P42-P55DS

Designed for single side applications to ground crops and vegetables via multi-directional sprayheads i.e. height, tilt, angle, etc. Optional turntable turns cannon left to right.



Orchards

TURBO TOWER / P55DS

Suited to the largest Turbomiser fan, the tower utilises six multidirectional spray heads to ensure accurate and complete coverage of tall tree crops.



Orchards

ORCHARD CANNON / P55DS

Suited to the largest Turbomiser fan, the Orchard Cannon utilises double sided orchard heads with two cannons per side for effective coverage in medium to tall tree crops like citrus, almonds and olives.



BH18 / P55DS

The BH18 Turbomiser is a specialised sprayer designed to ensure accurate chemical application on strawberries grown in tunnels on raised tables. Air outlets above and below the tables are designed to create turbulence for effective coverage.

The BH18 can be fitted to 1000 or 2000L trailed sprayers.



Strawberries

With improved performance and greater flexibility from multiple spray outlets and precise control, Silvan's over row sprayers are the next generation in vineyard spraying.

Over Row Sprayers




Silvan Over Row sprayers have been developed to improve spray coverage of vine canopies – and consequently the efficacy of pest and disease control – when spraying multiple rows in just one pass. The best and most efficient spray technology is utilised ensuring an even distribution of spray throughout the entire canopy, minimising drift and off target spraying.

Silvan offers a complete range of multi-row vineyard sprayers with a choice of air assist or air shear depending on the application. Both are available in 2 & 3 row configurations and all utilise multiple outlet 'wrap' air delivery tubes for greater air turbulence and added flexibility.

The 'wrap' tubes completely surround the canopy, while cane bars protect the lower nozzles from being knocked and damaged.

The TGS and standard Turbomiser models utilise a single PTO drive centrifugal fan, while the Turbo SCRAM Turbomiser uses multiple 320mm hydraulic drive centrifugal fans for reduced power requirements and greater control.

Adjustable outlets together with the fan evenly disperse the spray-laden air for better turbulence within the canopy which reduces water and chemical cost and meets growers needs for crop protection.



Polytuff UV stabilised, impact resistant tank.

TGS & Turbomiser sprayers have multiple spray outlets for greater flexibility and more targeted spraying.

Hand wash tank.

Galvanised chassis & frame for longer working life.

Tandem suspension axle for a smoother ride.



TGS - 2 & 3 ROW CONFIGURATIONS



The multi-row TGS spray head uses a turbine fan and curved air tubes to effectively penetrate sprawling vine canopies. Each air diffuser with dual spray nozzles feature swivel adjustment and have an air divider to direct the air evenly to wherever the air diffuser is set. The TGS has the flexibility to be used for concentrate spraying at low application rates or dilute spraying at higher rates.



Fully galvanised superstructure.

'Wrap' tubes surround canopy for greater turbulence.

TURBOMISER - 2 & 3 ROW CONFIGURATIONS



The Turbomiser's centrifugal fan creates a strong current of air which is directed through the air tubes and out the venturi diffusers. With air speeds of up to 170 knots, the liquid is sheared into a narrow range of droplets. This high speed air ensures the spray is directed into the heart of the canopy. The added advantage with our air shear system is it uses up to 75% less water for the same canopy coverage.

Trailed TGS Vineyard Sprayer



Vineyards



Berries



Pictured: 2 Row 2000L TGS

MODEL SPECIFICATIONS


HEAD	Multi row spraying head with air assist diffusers and twin spray nozzles. Each air diffuser features swivel adjustment and air deflector. Poly air tubes shaped to surround canopy. Both arms have independent hydraulic fold with manual width & height adjustment (2 tractor remote sets required).	FRAME	Galvanised steel chassis, adjustable drawbar & jockey wheel.				
PUMP	Silvan oil-backed diaphragm type with nitrile diaphragms and corrosion resistant, cast anodised aluminium body with brass heads and manifolds. IDS1701: 161L/min. capacity 5000kPa pressure.	CHEM INDUCTION	Suction probe with detachable hose.				
FAN SIZE	500mm twin impeller turbine fan, power consumed 48 kw (64HP).	AGITATION	Pump bypass plus venturi agitator.				
NOZZLES	Twin hollow cone ceramic nozzles per outlet with individual on/off non-drip taps.	PRESSURE GAUGE	0-60 bar glycerine filled gauge fitted to pump.				
GEARBOX	2-speed with neutral position, oil-bath type.	FILTRATION	Lid strainer and suction line strainer.				
CONTROLS	40 Bar electric section valves, master valve, electric pressure regulator and in cab controls.	WHEEL EQUIPMENT	Tandem simplicity suspension with 10 x 15" wheels & tyres. (2000L) or 11.5 x 15.3" wheels & tyres (3500L)				
TANK	Polytuff impact resistant polyethylene construction, calibrated sight line, flip top easy open lid, 50mm camlock bottom fill and 40L fresh water hand wash tank.	PTO DRIVESHAFT	Quality Bondioli & Pavesi constant velocity (wide angle) driveshaft with quick release pins & safety cover.				
		HP REQUIRED	Minimum 75 PTO HP.				
		DIMENSIONS	L (MM)	W (MM)	H (MM)	KG (DRY)	
		DTG23NF5S2	4300	less head	1800	3300	980
				folded	2600		
		DTG33NF6S2	5075	less head	1800	3300	1020
				folded	2800		
		Length measured with drawbar in shortest position.					

MODEL DESCRIPTION	CODE
2 ROW 2000L TGS: IDS1701 pump, electric valve controls, 500mm twin turbine fan	DTG23NF5S2
2 ROW 3500L TGS: IDS1701 pump, electric valve controls, 500mm twin turbine fan	DTG33NF5S2
3 ROW 3500L TGS: IDS1701 pump, electric valve controls, 500mm twin turbine fan	DTG33NM5S3
FACTORY OPTIONS	CODE
IDS2600 pump, 249L/min capacity, 5000kPa pressure	D99-149
Bravo 180S automatic rate controller	D99-143
Vertical lift head assembly (1 extra set of tractor remotes required)	TGS-LIFT
Quick turning hitch	D99-170
Twin galvanised snorkel	D99-172
Hydraulic row width adjustment	-

3000L TGS Vineyard Sprayer



OPTIONAL OVERSIZE ROAD KIT WITH 12V TAIL LIGHTS & INDICATORS



Pictured: 2 Row 3000L TGS with optional twin galvanised snorkel

MODEL SPECIFICATIONS

HEAD	Multi row spraying head with air assist diffusers and twin spray nozzles. Each air diffuser features swivel adjustment and air deflector. Poly air tubes shaped to surround canopy. Left and right arms have independent hydraulic fold with manual width and height adjustment (2 sets of tractor remotes required).	FLUSH TANK	205L polytuff tank with top fill. Used to flush pump, filter, spray lines and nozzles.			
PUMP	Silvan oil-backed diaphragm type with nitrile diaphragms with brass heads and manifolds. IDS2001: 182L/min. capacity 5000kPa pressure.	HAND WASH TANK	15L polytuff tank with top fill.			
FAN SIZE	500mm twin impeller turbine fan. Power consumed 48 kw/64HP.	CHEM INDUCTION	Venturi suction probe.			
NOZZLES	Twin hollow cone ceramic nozzles per outlet with individual metering on/off non-drip taps.	FRAME	Galvanised steel chassis, heavy duty stand & adjustable drawbar.			
GEARBOX	2-speed with neutral position, oil-bath type.	AGITATION	Pump bypass plus venturi agitator.			
CONTROLS	40 Bar electric section valves, master valve, electric pressure regulator and in cab controls.	PRESSURE GAUGE	Glycerine filled gauge located on the valve bank.			
MAIN TANK	3400L Polytuff impact resistant polyethylene construction, calibrated sightline, flip top lid, 50mm camlock bottom fill.	FILTRATION	Suction line filter and pressure filter.			
		WHEEL EQUIPMENT	Tandem independent suspension with 10 x 15" tyres.			
		PTO DRIVESHAFT	Quality Bondioli & Pavesi constant velocity (wide angle) driveshaft with quick release pins & safety cover.			
		HP REQUIRED	Minimum 75 PTO HP.			
		DIMENSIONS	L (MM)	W (MM)	H (MM)	KG (DRY)
		TG64NF5I2	3995	less head 1755 folded 2470	3300	1500
		Length measured with drawbar in shortest position.				

MODEL DESCRIPTION	CODE
2 ROW 3000L TGS: IDS2001 pump, electric valve controls, 500mm twin turbine fan	TG64NF5I2
3 ROW 3000L TGS: IDS2001 pump, electric valve controls, 500mm twin turbine fan	TG64NM5I3
FACTORY OPTIONS	CODE
IDS2600 pump, 249L/min capacity, 5000kPa pressure	D99-149
Bravo 180S automatic rate controller	D99-143
Vertical lift head assembly (1 extra set of tractor remotes required)	TGS-LIFT
Quick turning hitch	D99-170
Twin galvanised snorkel	D99-172
Hydraulic row width adjustment	-
Road kit	D99-151
Over row work lights	D99-152

4000L G2E TGS Vineyard Sprayer



Pictured: 3 Row 4000L G2E TGS

MODEL SPECIFICATIONS

HEAD	Multi row spraying head with air assist diffusers and twin spray nozzles. Each air diffuser features swivel adjustment and air deflector. Poly air tubes shaped to surround canopy. Left and right arms have independent hydraulic fold with manual width and height adjustment. (2 sets of tractor remotes required).		CHEMICAL INDUCTION	Venturi suction probe.				
	PUMP	Silvan oil-backed diaphragm type with nitrile diaphragms with brass heads and manifolds. IDS2001: 182L/min. capacity 5000kPa pressure.		FRAME	Galvanised steel chassis, adjustable drawbar & heavy duty stand.			
FAN SIZE		500mm twin impeller turbine fan, power consumed 48 kw (64HP).		AGITATION	Pump bypass and twin venturi agitators.			
NOZZLES	Twin hollow cone ceramic nozzles per outlet with individual metering on/off non-drip taps.		PRESSURE GAUGE	Glycerine filled gauge located on the valve bank.				
GEARBOX	2-speed with neutral position, oil-bath type.		FILTRATION	Suction line filter and pressure filter.				
CONTROLS	40 Bar electric section valves, master valve, electric pressure regulator and in cab controls.		WHEEL EQUIPMENT	Tandem simplicity suspension with 11.5 x 15.3" tyres.				
MAIN TANK	Polytuff impact resistant polyethylene construction with calibrated sightline & 50mm camlock top & bottom fill.		PTO DRIVESHAFT	Quality Bondioli & Pavesi constant velocity (wide angle) driveshaft with quick release pins & safety cover.				
HAND WASH TANK	Polytuff tank filled through cap. Located next to bottom fill.		HP REQUIRED	Minimum 75 PTO HP.				
			DIMENSIONS	L (MM)	W (MM)	H (MM)	KG(DRY)	
			ETG44NF6S2	5230	less head folded	1950 2800	3300	1820
				Length measured with drawbar in shortest position.				

MODEL DESCRIPTION	CODE
2 ROW 4000L G2E TGS: IDS2001 pump, electric valve controls, 500mm twin turbine fan	ETG44NF6S2
3 ROW 4000L G2E TGS: IDS2001 pump, electric valve controls, 500mm twin turbine fan	ETG44NM6S3
FACTORY OPTIONS	CODE
IDS2600 pump, 249L/min capacity, 5000kPa pressure	D99-149
Bravo 180S automatic rate controller	D99-143
Vertical lift head assembly (1 extra set of tractor remotes required)	TGS-LIFT
Quick turning hitch	D99-170
Twin galvanised snorkel	D99-172
Hydraulic row width adjustment	-
Road kit	D99-151
Over row work lights	D99-152

Turbowrap & Tri Wrap Turbomiser



Vineyards



Pictured: 3500L Tri-Wrap

MODEL SPECIFICATIONS

HEAD	Two row spraying head: 28 venturi air shear adjustable nozzles with individual metering and on/off taps.	FRAME	Galvanised steel chassis, adjustable drawbar with jockey wheel.			
	Three row spraying head: 42 venturi air shear adjustable nozzles with individual metering and on/off taps. Left & right arms are independent hydraulic folding with adjustable width & centre frame. Boom frame is galvanised.		AGITATION	Venturi agitator.		
PUMP	Stainless steel, hydraulic drive centrifugal pump, 350 L/min. Stainless steel shaft and Viton/ceramic seal.	FILTRATION	Lid strainer and large capacity suction filter.			
FAN SIZE	P55DSE: 550mm dia. turbine fan, 3700 rpm. Power consumed 50 kw / 67HP.	WHEEL EQUIPMENT	Tandem simplicity suspension with 10 x 15" tyres (2000L) or 11.5 x 15.3" tyres (3500L).			
NOZZLES	Air shear.	PTO DRIVESHAFT	Quality Bondioli & Pavesi constant velocity (wide angle) driveshaft with quick release pins & safety cover.			
GEARBOX	Multiplication type through multi-grip, multi-vee belt and pulley, over-run free wheeling hub and oil bath fan housing.	HP REQUIRED	70 PTO HP (2 row), 90 PTO HP (3 row).			
CONTROLS	Electric section valves with Bravo 180S automatic rate controller. Large 100mm pressure gauge.	DIMENSIONS	L (MM)	W (MM)	H (MM)	KG (DRY)
TANK	Polytuff impact resistant polyethylene construction, calibrated sight line, flip top easy open lid, 50mm camlock bottom fill and 40L fresh water tank.		GTU28CB5S2	4600	less head 1800 folded 2600	3300
		GTU38CB5S2		4975	less head 1800 folded 2800	
Length measured with drawbar in shortest position.						

MODEL DESCRIPTION	CODE
2000L P55DSE TRAILED 2 ROW TURBOWRAP: Includes sprayheads, P55DSE fan, hydraulic drive stainless steel pump, automatic spray rate controller, wide angle shaft, tandem suspension axle	GTU28CB5S2
3500L P55DSE TRAILED 2 ROW TURBOWRAP: Includes sprayheads, P55DSE fan, hydraulic drive stainless steel pump, automatic spray rate controller, wide angle shaft, tandem suspension axle	GTU38CB5S2
2000L P55DSE TRAILED 3 ROW TRI-WRAP: Includes sprayheads, P55DSE fan, hydraulic drive stainless steel pump, automatic spray rate controller, wide angle shaft, tandem suspension axle	GTU28CB5S3
3500L P55DSE TRAILED 3 ROW TRI-WRAP: Includes sprayheads, P55DSE fan, hydraulic drive stainless steel pump, automatic spray rate controller, wide angle shaft, tandem suspension axle	GTU38CB5S3
FACTORY OPTIONS	CODE
Quick turning hitch	D99-170
Hydraulic row width/height adjustment	-
Bravo 180S spray rate controller with hydraulic controls (in lieu)	J99-180

When ordering hydraulic drive pumps, tractor hydraulic capacity and system must be written on order. Note: Not all options will fit all models. Extra charges may apply to fitment of some options.

3000L Turbowrap & Tri Wrap Turbomiser



Pictured: 3000L Tri Wrap

MODEL SPECIFICATIONS

HEAD	Two row spraying head: 28 venturi air shear nozzles with individual metering and on/off taps. Three row spraying head: 42 venturi air shear adjustable nozzles with individual metering and on/off taps. Left & right arms have independent hydraulic folding with adjustable width & centre frame. Boom frame is fully galvanised.	HAND WASH TANK	15L polytuff tank with top fill.				
PUMP	Stainless steel hydraulic centrifugal pump, 350 L/min. Stainless steel shaft and Viton/ceramic seal.	CHEM INDUCTION	Venturi suction probe.				
FAN SIZE	500mm twin impeller turbine fan. Power cons. 48 kw/64HP.	FRAME	Galvanised steel chassis, heavy duty stand and adjustable drawbar.				
NOZZLES	Air shear.	AGITATION	Venturi agitator.				
GEARBOX	2-speed with neutral position, oil-bath type.	PRESSURE GAUGE	Glycerine filled gauge located on the valve bank.				
CONTROLS	Electric section valves with Bravo 180S automatic rate controller. Large 100mm pressure gauge.	FILTRATION	Suction line filter and pressure filter.				
MAIN TANK	3400L Polytuff impact resistant polyethylene construction, calibrated sightline, flip top lid, 50mm camlock bottom fill.	WHEEL EQUIPMENT	Tandem independent suspension with 10 x 15" tyres.				
FLUSH TANK	205L Polytuff tank with top fill. Used to flush pump, filter, spray lines and nozzles.	PTO DRIVESHAFT	Quality Bondioli & Pavesi constant velocity (wide angle) driveshaft with quick release pins & safety cover.				
		HP REQUIRED	Minimum 75 PTO HP.				
		DIMENSIONS	L (MM)	W (MM)	H (MM)	KG (DRY)	
		TU68NB512	3995	less head	1755	3300	1500
				folded	2470		
Length measured with drawbar in shortest position.							

MODEL DESCRIPTION	CODE
3000L TRAILED TURBOWRAP - 2 ROW: Includes sprayheads, twin fan, hydraulic drive stainless steel pump, automatic rate controller, wide angle shaft, tandem suspension axle	TU68NB512
3000L TRAILED TRI WRAP - 3 ROW: Includes sprayheads, twin fan, hydraulic drive stainless steel pump, automatic rate controller, wide angle shaft, tandem suspension axle	TU68NB513
FACTORY OPTION	CODE
Quick turning hitch	D99-170
Hydraulic row width/height adjustment	-
Bravo 180S spray rate controller with hydraulic controls (in lieu)	J99-180
Twin galvanised snorkel	D99-172
Road kit	D99-151
Over row work lights	D99-152
When ordering hydraulic drive pumps, tractor hydraulic capacity and system must be written on order. Note: Not all options will fit all models. Extra charges may apply to fitment of some options.	

G2 Turbowrap & Tri Wrap Turbomiser



Vineyards



Pictured: 4000L G2 Tri Wrap

MODEL SPECIFICATIONS

HEAD	Two row spraying head: 28 venturi air shear nozzles with individual metering and on/off taps. Three row spraying head: 42 venturi air shear adjustable nozzles with individual metering and on/off taps. Left & right arms have independent hydraulic folding with adjustable width & centre frame. Boom frame is fully galvanised.	MIXER TANK	Chemical mixer hopper with tap controls for rinse, venturi and main tank rinse. Venturi transfer to main tank.				
PUMP	Stainless steel, hydraulic drive centrifugal pump, 350 L/min. Stainless steel shaft and Viton/ceramic seal.	FRAME	Galvanised steel chassis, adjustable drawbar & heavy duty stand.				
FAN SIZE	500mm twin impeller turbine fan. Power consumed 48 kw/64HP.	AGITATION	Twin venturi agitators.				
NOZZLES	Air shear.	PRESSURE GAUGE	Glycerine filled gauge located on valve bank.				
GEARBOX	2-speed with neutral position, oil-bath type.	FILTRATION	Suction line filter and pressure filter.				
CONTROLS	Electric section valves with Bravo 180S automatic rate controller. Large 100mm pressure gauge.	WHEEL EQUIPMENT	2000L: Tandem simplicity suspension with 10 x 15" tyres. 4000L: Tandem simplicity suspension with 11.5 x 15.3" tyres.				
MAIN TANK	Polytuff impact resistant polyethylene construction with calibrated sightline and 50mm camlock top and bottom fill.	PTO DRIVESHAFT	Quality Bondioli & Pavesi constant velocity (wide angle) driveshaft with quick release pins & safety cover.				
FLUSH TANK	Polytuff tank with top fill. Used to flush pump, filter, spray lines and nozzles.	HP REQUIRED	75 PTO HP (2 row Turbowrap), 90 PTO HP (3 row Tri-Wrap).				
HAND WASH TANK	Polytuff tank filled through cap. Tap located next to Chemical mixer tank hopper.	DIMENSIONS	L (mm)	W (mm)	H (mm)	KG (dry)	
		TU28NB5S2	5205	less head	1820	3300	1800
				folded	2600		
		TU48NB5S2	5730	less head	1950	3300	2000
				folded	2800		
Length measured with drawbar in shortest position.							

MODEL DESCRIPTION

MODEL DESCRIPTION	CODE
2000L G2 TRAILED TURBOWRAP - 2 ROW: Includes sprayheads, twin fan, hydraulic drive stainless steel pump, automatic rate controller, wide angle shaft, tandem suspension axle	TU28NB5S2
4000L G2 TRAILED TURBOWRAP - 2 ROW: Includes sprayheads, twin fan, hydraulic drive stainless steel pump, automatic rate controller, wide angle shaft, tandem suspension axle	TU48NB6S2
2000L G2 TRAILED TRI-WRAP - 3 ROW: Includes sprayheads, twin fan, hydraulic drive stainless steel pump, automatic rate controller, wide angle shaft, tandem suspension axle	TU28NB5S3
4000L G2 TRAILED TRI-WRAP - 3 ROW: Includes sprayheads, twin fan, hydraulic drive stainless steel pump, automatic spray rate controller, wide angle shaft, tandem suspension axle	TU48NB6S3

FACTORY OPTION

FACTORY OPTION	CODE
Quick turning hitch	D99-170
Hydraulic row width/height adjustment	-
Bravo 180S spray rate controller with hydraulic controls (in lieu)	J99-180
Twin galvanised snorkel	D99-172
Road kit	D99-151
Over row work lights	D99-152

When ordering hydraulic drive pumps, tractor hydraulic capacity and system must be written on order. Note: Not all options will fit all models. Extra charges may apply to fitment of some options.

Turbo SCRAM Turbowrap & Tri Wrap



Pictured: 3500L 3 Row Turbo SCRAM

MODEL SPECIFICATIONS

HEAD	Two row spraying head: 28 venturi air shear adjustable nozzles with individual metering and on/off taps. Three row spraying head: 42 venturi air shear adjustable nozzles with individual metering and on/off taps. Left & right arms are independent hydraulic folding with adjustable width & centre frame. Boom frame is galvanised.	TANK	Polytuff impact resistant polyethylene construction, calibrated sight line, flip top easy open lid, 50mm camlock bottom fill and 40L fresh water tank.			
PUMP	Stainless steel, hydraulic drive centrifugal pump, 350 L/min. Stainless steel shaft and Viton/ceramic seal. Driven by tractor remotes.	FRAME	Galvanised steel chassis, linkage hitch fitted with hydraulic power pack.			
FANS	320 mm turbine fan, one per air tube, 3600 rpm. Power consumed 29 kw / 38HP.	AGITATION	Venturi agitator.			
HYDRAULIC CONTROL	Hitch mounted hydraulic power pack with; 40L oil reservoir with cartridge particulate filter, motors fitted with case drain, hydraulic distribution block incorporates anti-cavitation and pressure relief valves, 12V oil cooler.	FILTRATION	Lid strainer and large capacity suction filter.			
NOZZLES	Air shear.	WHEEL EQUIPMENT	Tandem simplicity suspension with 10 x 15" tyres (2000L) or 11.5 x 15.3" tyres (3500L).			
CONTROLS	Electric section valves with Bravo 180S automatic rate controller. Large 100mm pressure gauge.	PTO DRIVESHAFT	Quality Bondioli & Pavesi driveshaft with quick release pins & safety cover.			
		HP REQUIRED	Minimum 60 PTO HP (2 row), 80 PTO HP (3 row).			
		DIMENSIONS	L (MM)	W (MM)	H (MM)	KG (DRY)
		STU28HB5S2	4600	less head folded	1800 2600	3300 990
		STU38HB5S2	4975	less head folded	1800 2800	3300 1100
		Length measured with linkage hitch.				

MODEL DESCRIPTION

MODEL DESCRIPTION	CODE
2000L TURBO SCRAM TRAILED 2 ROW TURBOWRAP: Includes sprayheads, 4 x 320mm fans, hydraulic drive stainless steel pump, automatic spray rate controller, self contained hydraulic drive system, tandem suspension axle	STU28HB5S2
3500L TURBO SCRAM TRAILED 2 ROW TURBOWRAP: Includes sprayheads, 4 x 320mm fans, hydraulic drive stainless steel pump, automatic spray rate controller, self contained hydraulic drive system, tandem suspension axle	STU38HB5S2
2000L TURBO SCRAM TRAILED 3 ROW TRI-WRAP: Includes sprayheads, 6 x 320mm fans, hydraulic drive stainless steel pump, automatic spray rate controller, self contained hydraulic drive system tandem suspension axle	STU28HB5S3
3500L TURBO SCRAM TRAILED 3 ROW TRI-WRAP: Includes sprayheads, 6 x 320mm fans, hydraulic drive stainless steel pump, automatic spray rate controller, self contained hydraulic drive system, tandem suspension axle	STU38HB5S3

FACTORY OPTIONS

FACTORY OPTIONS	CODE
Bravo 180S spray rate controller with hydraulic controls (in lieu)	J99-180
Hydraulic row width/height adjustment	-
Hydraulic pump driven through power pack	D99-185
100L Flush Tank (to suit 3500L unit)	J99-112

When ordering hydraulic drive pumps, tractor hydraulic capacity and system must be written on order. Note: Not all options will fit all models. Extra charges may apply to fitment of some options.

4000L Turbo SCRAM Turbowrap & Tri Wrap



Pictured: 2000L 2 Row Turbo SCRAM

MODEL SPECIFICATIONS

HEAD	Two row spraying head: 28 venturi air shear adjustable nozzles with individual metering and on/off taps. Three row spraying head: 42 venturi air shear adjustable nozzles with individual metering and on/off taps. Left & right arms are independent hydraulic folding with adjustable width & centre frame. Boom frame is galvanised.	TANK	Polytuff impact resistant polyethylene construction, calibrated sight line, flip top easy open lid, 50mm camlock bottom fill and hand wash tank. (G2 fitted with flush tank and chemical mixer hopper)				
PUMP	Stainless steel, hydraulic drive centrifugal pump, 350 L/min. Stainless steel shaft and Viton/ceramic seal. Driven by tractor remotes.	FRAME	Galvanised steel chassis, linkage hitch fitted with hydraulic power pack.				
FANS	320 mm turbine fan, one per air tube, 3600 rpm. Power consumed 29 kw / 38HP.	AGITATION	Venturi agitator.				
HYDRAULIC CONTROL	Hitch mounted hydraulic power pack with; 40L oil reservoir with cartridge particulate filter, motors fitted with case drain, hydraulic distribution block incorporates anti-cavitation and pressure relief valves, 12V oil cooler.	FILTRATION	Lid strainer and large capacity suction filter.				
NOZZLES	Air shear.	WHEEL EQUIPMENT	Tandem simplicity suspension axle with 11.5 x 15.3" tyres.				
CONTROLS	Electric section valves with Bravo 180S automatic rate controller. Large 100mm pressure gauge.	PTO DRIVESHAFT	Quality Bondioli & Pavesi driveshaft with quick release pins & safety cover.				
		HP REQUIRED	Minimum 65 PTO HP (2 row), 80 PTO HP (3 row)				
		DIMENSIONS	L (MM)	W (MM)	H (MM)	KG (DRY)	
		SETU48HB6S2	5230	less head	1950	3300	1820
				folded	2800		
		STU48HB6S2	5730	less head	1950	3300	2000
				folded	2800		
		Length measured with linkage hitch.					

MODEL DESCRIPTION	CODE
4000L G2E TURBO SCRAM TRAILED 2 ROW TURBOWRAP: Includes sprayheads 4 x 320mm fans, Hydraulic drive stainless steel pump, automatic spray rate controller, self contained hydraulic drive system, tandem suspension axle	SETU48HB6S2
4000L G2 TURBO SCRAM TRAILED 2 ROW TURBOWRAP: Includes sprayheads 4 x 320mm fans, Hydraulic drive stainless steel pump, automatic spray rate controller, self contained hydraulic drive system, tandem suspension axle	STU48HB6S2
4000L G2E TURBO SCRAM TRAILED 3 ROW TRI-WRAP: Includes sprayheads 6 x 320mm fans, Hydraulic drive stainless steel pump, automatic spray rate controller, self contained hydraulic drive system tandem suspension axle	SETU48HB6S3
4000L G2 TURBO SCRAM TRAILED 3 ROW TRI-WRAP: Includes sprayheads 6 x 320mm fans, Hydraulic drive stainless steel pump, automatic spray rate controller, self contained hydraulic drive system, tandem suspension axle	STU48HB6S3
FACTORY OPTIONS	CODE
Bravo 180S spray rate controller with hydraulic controls (in lieu)	J99-180
Hydraulic row width/height adjustment	-
Hydraulic pump driven through power pack	D99-185
100L Flush Tank (to suit G2E)	J99-112
When ordering hydraulic drive pumps, tractor hydraulic capacity and system must be written on order. Note: Not all options will fit all models. Extra charges may apply to fitment of some options.	

Linkage Sprayers

Silvan linkage sprayers can be equipped to suit herbicide & fungicide applications in a range of crops and are ideal for the management of harmful pests that impact farm productivity.



Silvan is a leader in the design of three point linkage sprayers and the largest Australasian manufacturer of best-in-class linkage sprayers and related machinery. With over fifty years experience, we can advise a sprayer to match your tractor and application, whether for one hectare or one thousand.

Insects and fungi can restrict a plant's growth, whilst weeds compete for water and nutrients reducing pasture production.

The Silvan series of three point linkage sprayers are ideal for the management of harmful pests that impact farm productivity.

Silvan's range of sprayers can be equipped to suit herbicide, insecticide and fungicide applications in a range of crops including orchards, vineyards, vegetables, sugar cane and pasture production. With an extensive range of fully galvanised booms, hose reels & control options, you can customise to your application.

Extensive range of tank sizes from 200 to 1900L.

Flexible control options.

Polytuff impact resistant tanks with in-built sight line.

A range of hose reels and foam marker options.

Galvanised frame for long working life.

Range of fully galvanised crop specific manual or hydraulic fold booms from 6 to 15 metres.



Econopak - Linkage Sprayer



Pictured: 300L Econopak

MODEL SPECIFICATIONS

PUMP	Silvan self-priming oil-backed diaphragm type with nitrile diaphragms and cast anodised aluminium body. BP60/20: 58 L/min. capacity 2000kPa pressure.
BOOM	Econopak boom: 6m with stainless steel spray lines, non-drip nozzle holders, fully galvanised frame and spring loaded safety break back/forward.
NOZZLES	Air induction nozzles with strainer in bayonet fit non-drip nozzle holders at 50cm spacings.
CONTROLS	3 outlet manual control valve with pressure regulator. Mounted forward for easy access.
TANK	Polytuff impact resistant polyethylene construction, moulded litre calibrations and non-spill screw-down lid with single breather.

FRAME	Fully galvanised steel, cat I & II linkage.			
AGITATION	Bypass agitation.			
PRESSURE GAUGE	0-25 Bar dual stage glycerine filled gauge.			
FILTRATION	Lid strainer, suction line strainer and nozzle strainers.			
HOSE REEL	Fitted with rear-mounted Eco hosereel, 30m of 10mm hose and Spotjet spraygun with adjustable spray nozzle.			
PTO DRIVESHAFT	Quality driveshaft with quick release pins & safety cover.			
DIMENSIONS	L (MM)	W (MM)	H (MM)	KG (DRY)
KBC300 (WITH BOOM)	1105	2067	1070	116
KBC400 (WITH BOOM)	1105	2067	1310	121
KBC600 (WITH BOOM)	1200	2067	1400	151

MODEL DESCRIPTION

300L ECONOPAK LINKAGE SPRAYER: BP60/20 pump, reel, hose & gun, 6m Econopak boom	CODE KBC300
400L ECONOPAK LINKAGE SPRAYER: BP60/20 pump, reel, hose & gun, 6m Econopak boom	KBC400
600L ECONOPAK LINKAGE SPRAYER: BP60/20 pump, reel, hose & gun, 6m Econopak boom	KBC600

OPTIONS*

14L foam marker (single side)	CODE K99-31
16L foam marker (double side)	K99-39

*Note: Dealer fitment. \$500 charge applies for factory fitment.

Pasturepak - Linkage Sprayer



Pictured: 600L Pasturepak with 8m boom

MODEL SPECIFICATIONS

PUMP	Silvan self-priming oil-backed diaphragm type with nitrile diaphragms and corrosion resistant, cast anodised aluminium body with raised pump mount. BP60/20: 58 L/min. capacity 2000kPa pressure. BP75/20: 71 L/min. capacity 2000kPa pressure.	FRAME	Fully galvanised steel, cat I & II linkage on 400L, cat II linkage on 600L and 800L.			
	BOOM	Field boom: 6m or 8m with stainless steel spray lines, non-drip nozzle holders, fully galvanised frame, nozzle protection and spring loaded safety break back/forward.	AGITATION	Bypass agitation.		
PRESSURE GAUGE			0-25 Bar dual stage glycerine filled gauge.			
NOZZLES	Air induction nozzles with strainer in bayonet fit non-drip nozzle holders at 50cm spacings.	FILTRATION	Lid strainer, suction line strainer with stop valve fitted at side of tank to enable easy filter maintenance and nozzle cup strainers.			
CONTROLS	3 outlet manual control valve with pressure regulator. Mounted forward for easy access.	HOSE REEL	Fitted with rear-mounted hosereel, including 20m of 12mm I.D. quality pressure hose & Triam 49 spraygun with convenient trigger action & spray pattern adjustment.			
TANK	Low profile, 400/600/800L polytuff impact resistant polyethylene construction, external sightline with floating ball and non-spill offset screw-down lid with single breather. 15L fresh water tank with screw down lid and on/off tap. 4L toolbox with polyethylene lid.	PTO DRIVESHAFT	Quality driveshaft with quick release pins & safety cover.			
		DIMENSIONS	L (MM)	W (MM)	H (MM)	KG (DRY)
		KBE400 (WITH BOOM)	1050	2067	1200	150
		KBE600 (WITH BOOM)	1350	2067	1300	180
KBE800 (WITH BOOM)	1460	2067	1315	210		

MODEL DESCRIPTION

MODEL DESCRIPTION	CODE
400L PASTUREPAK LINKAGE SPRAYER: BP60/20 pump, reel, hose & gun, 6m Field boom	KBE400
400L PASTUREPAK LINKAGE SPRAYER: BP60/20 pump, reel, hose & gun, 8m Field boom	KBF400
600L PASTUREPAK LINKAGE SPRAYER: BP60/20 pump, reel, hose & gun, 6m Field boom	KBE600
600L PASTUREPAK LINKAGE SPRAYER: BP60/20 pump, reel, hose & gun, 8m Field boom	KBF600
800L PASTUREPAK LINKAGE SPRAYER: BP75/20 pump, reel, hose & gun, 6m Field boom	KBE800
800L PASTUREPAK LINKAGE SPRAYER: BP75/20 pump, reel, hose & gun, 8m Field boom	KBF800

NOTE: BOOM AND HOSE REEL NOT FITTED. \$500 ASSEMBLY CHARGE APPLIES

OPTIONS*

OPTIONS*	CODE
14L foam marker (single side)	K99-31
16L foam marker (double side)	K99-39

*Note: Dealer fitment. \$500 charge applies for factory fitment.

Super 400/600L - Linkage Sprayer



FOR BOOM
& HOSE REEL
SPECIFICATIONS
SEE PAGES 57 - 60



Pictured: 600L with BP60/20 pump

MODEL SPECIFICATIONS				
PUMP	Silvan self-priming oil-backed diaphragm type with nitrile diaphragms and corrosion resistant, cast anodised aluminium body with raised pump mount. BP60/20: 58L/min. capacity 2000kPa pressure BP125/20: 121L/min. capacity 2000kPa pressure			
CONTROLS	3 outlet manual control valve with pressure regulator.			
TANK	Low profile, 400 and 600L Polytuff impact resistant polyethylene construction, external sightline with floating ball and non-spill offset screw-down lid with single breather. 15L freshwater tank with screw-down lid and on/off tap. 4L toolbox with polythylene lid.			
FRAME	Galvanised steel with adjustable cat I & II hitch on 400L and cat II hitch on 600L. Vertical boom channel for positioning the boom at the optimum spray height.			
AGITATION	Bypass agitation.			
PRESSURE GAUGE	0-25 Bar dual stage glycerine filled gauge.			
FILTRATION	Lid strainer, suction line strainer with stop valve fitted at the side of the tank to enable ease of filter maintenance.			
PTO DRIVESHAFT	Quality driveshaft with quick release pins & safety cover.			
DIMENSIONS	L (mm)	W (mm)	H (mm)	Kg (dry)
K04N-60 (LESS BOOM)	930	1020	1200	90
K06N-60 (LESS BOOM)	1025	1150	1300	105

MODEL DESCRIPTION	CODE
400L LINKAGE: BP60/20 pump, no boom	K04N-60
400L LINKAGE: BP125/20 pump, no boom	K04N-105
600L LINKAGE: BP60/20 pump, no boom	K06N-60
600L LINKAGE: BP125/20 pump, no boom	K06N-105
FACTORY OPTIONS*	CODE
6m Field boom	032-044-6
8m Field boom	032-044-8
10m Field boom	032-044-10
6m Devil boom with hydraulic fold	032-19D
8m Devil boom with hydraulic fold	032-25D
10m Devil boom with hydraulic fold	032-32DM
Hydraulic lift, galvanised single hydraulic system - 6, 8 & 10m devil booms	032-19DL
8 Jet vine boom	032-G
10 Jet vine boom	032-H
Olive boom (Used with BP125/20 pump only)	032-R
Undervine and mid row boom	032-HERB
Boomless nozzle mounting kit (brass nozzle not included)	K99-10
70L flush tank kit to flush the filter, spraylines and nozzles (600L only)	K99-47
14L foam marker (single side)	K99-31
16L foam marker (double side)	K99-39
57L Paddock marker foam marker	K99-43
Economy hosereel, 20m hose (10mm ID) with Triam spraygun	180E02012CT
Reel tuff 12V remote reel with Turbo 400 spray gun	K99-51
Electric on/off control 3 section	K99-34
Electric control 3 section with in cab pressure adj	K99-29
Bravo 180S automatic rate controller	J99-151

Note: Not all options will fit all models. Extra charges may apply to fitment.

Super 800/1100L - Linkage Sprayer



Pictured: 1100L with BP125/20 pump and optional flush tank



Pictured: 800L with BP125/20 pump

MODEL SPECIFICATIONS				
PUMP	Silvan self-priming oil-backed diaphragm type with nitrile diaphragms and corrosion resistant, cast anodised aluminium body with raised pump mount. BP75/20: 71L/min. capacity 2000kPa pressure. BP125/20: 121L/min. capacity 2000kPa pressure.			
CONTROLS	3 outlet manual control valve with pressure regulator.			
TANK	Low profile, 800 and 1100L Polytuff impact resistant polyethylene construction, external sightline with floating ball and non-spill offset screw-down lid with single breather. 15L freshwater tank with screw-down lid and on/off tap. 4L toolbox with polythylene lid. 50mm Camlock bottom fill (1100L only).			
FRAME	Galvanised steel, with adjustable cat II hitch. Vertical boom channel positions boom at optimum spray height.			
AGITATION	Bypass agitation.			
CHEMICAL INDUCTION	1100L: Venturi suction probe with detachable hose.			
PRESSURE GAUGE	0-25 Bar dual stage glycerine filled gauge.			
FILTRATION	Lid strainer, suction line strainer with stop valve fitted at the side of the tank to enable ease of filter maintenance.			
PTO DRIVESHAFT	Quality driveshaft with quick release pins & safety cover.			
DIMENSIONS	L (MM)	W (MM)	H (MM)	KG (DRY)
K08N-75 (LESS BOOM)	1350	1395	1315	145
K11NH-75 (LESS BOOM)	1350	1395	1610	160

MODEL DESCRIPTION	CODE
800L LINKAGE: BP75/20 pump, no boom	K08N-75
800L LINKAGE: BP125/20 pump, no boom	K08N-125
1100L LINKAGE: BP75/20 pump, no boom	K11NH-75
1100L LINKAGE: BP125/20 pump, no boom	K11NH-125
FACTORY OPTIONS*	CODE
6m Field boom	032-044-6
8m Field boom	032-044-8
10m Field boom	032-044-10
6m Devil boom with hydraulic fold	032-19D
8m Devil boom with hydraulic fold	032-25D
10m Devil boom with hydraulic fold	032-32DM
10m HD Devil boom with hydraulic fold	032-32D
12m HD Devil boom with hydraulic fold**	032-40D
14m HD Devil boom with hydraulic fold**	032-48D
15m HD Devil boom with hydraulic fold**	032-50D
Hydraulic lift, galvanised single hydraulic system - 6, 8 & 10m devil booms	032-19DL
Hydraulic lift, galvanised single hydraulic system - 10, 12, 14 & 15m HD Devil booms	032-40DL
Hydraulic lift with airbag suspension - 10, 12, 14 & 15m HD Devil booms	032-40DLAB
8 Jet vine boom (Used with BP60/20 pump only)	032-G
10 Jet vine boom (Used with BP60/20 pump only)	032-H
Olive boom (Use with BP125/20 pump only)	032-R
Undervine and mid row boom	032-HERB
Boomless nozzle mounting kit (brass nozzle not included)	K99-10
70L flush tank kit to flush the filter, spraylines and nozzles	K99-47
16L foam marker (double side)	K99-39
57L Paddock marker foam marker	K99-43
Economy hosereel, 20m hose (10mm ID) & Triam spraygun	180E02012CT
Reel tuff 12V remote reel with Turbo 400 spray gun	K99-51
Electric on/off control 3 section	K99-34
Electric control 3 section with in cab pressure adjustment	K99-29
Bravo 180S automatic rate controller	J99-151
Silmix chemical hopper	K99-21
Note: Not all options will fit all models. Extra charges may apply to fitment.	
** If fitting 12, 14 & 15m HD Devil boom to a 800L TPL add \$800 for heavier frame	

1600/1900L - Linkage Sprayer



Pictured: 1600L Linkage Sprayer with optional 14m HD Devil boom

MODEL SPECIFICATIONS				
PUMP	Silvan self-priming oil-backed diaphragm type with nitrile diaphragms and corrosion resistant, cast anodised aluminium body with raised pump mount. BP125/20: 121L/min. capacity 2000kPa pressure.			
CONTROLS	3 section Silvamatic electric controls with pressure compensating direct acting valves. On/off and pressure adjustment in cab.			
TANK	1600 and 1900L Polytuff impact resistant polyethylene construction, external sightline with floating ball and non-spill offset screw-down lid with single breather. 10L hand wash tank with screw-down lid and on/off tap. 150L flush tank with screw down lid and external sightline. 50mm Camlock bottom fill.			
FRAME	Galvanised steel, with adjustable cat II & cat III hitch. Vertical boom channel positions boom at optimum spray height.			
AGITATION	Bypass agitation.			
CHEMICAL INDUCTION	30L Silmix chemical hopper mounted on side of tank.			
PRESSURE GAUGE	0-25 Bar dual stage glycerine filled gauge.			
FILTRATION	Lid strainer, suction line strainer with stop valve fitted at the side of the tank to enable ease of filter maintenance.			
PTO DRIVESHAFT	Quality driveshaft with quick release pins & safety cover.			
DIMENSIONS	L (mm)	W (mm)	H (mm)	KG (dry)
K16NH-125 (LESS BOOM)	1480	2300	2300	650
K19NH-125E (LESS BOOM)	1480	2300	2570	665

MODEL DESCRIPTION		CODE
1600L LINKAGE: BP125/20 pump, no boom		K16NH-125
1900L LINKAGE: BP125/20 pump, no boom		K19NH-125E
FACTORY OPTIONS*		CODE
10m HD Devil boom with hydraulic fold		032-32D
12m HD Devil boom with hydraulic fold		032-40D
14m HD Devil boom with hydraulic fold		032-48D
15m HD Devil boom with hydraulic fold		032-50D
Hydraulic lift, galvanised single hydraulic system - 10, 12, 14 & 15m HD Devil booms		032-40DL
Hydraulic lift with airbag suspension - 10, 12, 14 and 15m HD Devil Booms		032-40DLAB
Parellelogram airbag suspension - 10, 12, 14 and 15m HD Devil Booms		032-40DLAB-2
57L Paddock marker foam marker		K99-43
Reel tuff 12V remote reel with Turbo 400 spray gun		K99-51
Bravo 180S automatic rate controller		J99-146

Note: Not all options will fit all models. Extra charges may apply to fitment.

FOR BOOM & HOSE REEL SPECIFICATIONS SEE PAGES 57 - 60

Slimline 200/300/400L - Linkage Sprayer



Pictured: 200L with BP20/15 pump



Pictured: 300L with BP20/15 pump



Pictured: 400L with BP60/20 pump

FOR BOOM
& HOSE REEL
SPECIFICATIONS
SEE PAGES 57 - 60



MODEL SPECIFICATIONS				
PUMP	Silvan self-priming oil-backed diaphragm type with nitrile diaphragms and corrosion resistant, cast anodised aluminium body. BP20/15: 20L/min. capacity 1500kPa pressure. BP60/20: 58L/min. capacity 2000kPa pressure.			
CONTROLS	BP20/15: 2 outlet control valve with pressure regulation. BP60/20: 3 outlet control valve with pressure regulation.			
TANK	Polytuff impact resistant polyethylene construction, moulded litre calibrations and non-spill screw-down lid with single breather.			
FRAME	Fully galvanised steel, cat. I & II linkage.			
AGITATION	Bypass agitation.			
PRESSURE GAUGE	0-25 Bar dual stage glycerine filled gauge.			
FILTRATION	Lid strainer, suction line strainer.			
PTO DRIVESHAFT	Quality driveshaft with quick release pins and safety cover.			
DIMENSIONS	L (MM)	W (MM)	H (MM)	KG (DRY)
K02S-20	920	740	920	60
K03-20	1105	740	1070	70
K04-60	1105	740	1310	75

MODEL DESCRIPTION	CODE
200L LINKAGE SPRAYER: BP20/15 pump, no boom	K02S-20
300L LINKAGE SPRAYER: BP20/15 pump, no boom	K03-20
300L LINKAGE SPRAYER: BP60/20 pump, no boom	K03-60
400L LINKAGE SPRAYER: BP60/20 pump, no boom	K04-60
DEALER FITTED OPTIONS	CODE
6m Field boom	032-044-6
8m Field boom	032-044-8
8 Jet vine boom (Used with BP60/20 pump only)	032-G
10 Jet vine boom (Used with BP60/20 pump only)	032-H
Undervine & mid row boom	032-HERB
Boomless nozzle mounting kit (brass nozzle not included)	K99-11
14L foam marker (single side)	K99-31
16L foam marker (double side)	K99-39
Economy hose reel, 30m hose (10mm ID), PA spray gun & extension lance	180E03010C
Electric on/off control-3 section (GOYEN solenoids)	M99-14
Note: Not all options will fit all models. Extra charges may apply to factory fitment of some options.	

Slimline 800/1000L - Linkage Sprayer



Pictured: 1000L unit with BP125/20 pump and one lever control valve

MODEL SPECIFICATIONS				
PUMP	Silvan self-priming oil-backed diaphragm type with nitrile diaphragms and corrosion resistant, cast anodised aluminium body with raised pump mount (1000L only). BP60/20: 58L/min. capacity 2000kPa pressure. BP125/20: 121L/min. capacity 2000kPa pressure.			
CONTROLS	BP60/20: 3 outlet control valve with pressure regulation. BP125/20: 1 lever, 4 outlet control valve with pressure regulation.			
TANK	Polytuff impact resistant polyethylene construction, moulded litre calibrations and non-spill screw-down lid with single breather.			
FRAME	800L model: Galvanised steel, cat. 1 & II linkage.			
	1000L model: Galvanised steel with adjustable cat II hitch system. Vertical boom channel for positioning the boom at the optimum spray height.			
AGITATION	Bypass agitation.			
PRESSURE GAUGE	0-25 Bar dual stage glycerine filled gauge.			
FILTRATION	Lid strainer, suction line strainer.			
PTO DRIVESHAFT	Quality driveshaft with quick release pins & safety cover.			
DIMENSIONS	L (MM)	W (MM)	H (MM)	KG (DRY)
K08-60 (LESS BOOM)	1330	980	1370	120
K10-60 (LESS BOOM)	1650	1250	1370	170

MODEL DESCRIPTION	CODE
800L LINKAGE: BP60/20 pump, no boom	K08-60
800L LINKAGE: BP125/20 pump, no boom	K08-105
1000L LINKAGE: BP60/20 pump, no boom	K10-60
1000L LINKAGE: BP125/20 pump, no boom	K10-105
FACTORY OPTIONS*	CODE
6m Field boom	032-044-6
8m Field boom	032-044-8
10m Field boom	032-044-10
6m Devil boom with hydraulic fold	032-19D
8m Devil boom with hydraulic fold	032-25D
10m Devil boom with hydraulic fold	032-32DM
10m HD Devil boom with hydraulic fold	032-32D
12m HD Devil boom with hydraulic fold**	032-40D
14m HD Devil boom with hydraulic fold**	032-48D
15m HD Devil boom with hydraulic fold**	032-50D
Hydraulic lift, galvanised single hydraulic system - 6, 8 & 10m devil booms	032-19DL
Hydraulic lift, galvanised single hydraulic system - 10, 12, 14 & 15m HD devil booms	032-40DL
Hydraulic lift, with airbag suspension - 10, 12, 14 & 15m HD devil booms	032-40DLAB
8 Jet vine boom	032-G
10 Jet vine boom	032-H
Olive boom (Used with BP125/20 pump only)	032-R
Undervine and mid row boom	032-HERB
70L flush tank kit to flush the filter, spraylines and nozzles (1000L only)	K99-47
16L foam marker (double side)	K99-39
57L Paddock marker foam marker	K99-43
Economy hosereel, 20m hose (10mm ID) & Triam spraygun	180E02012CT
Electric control 3 section with in cab pressure adj	K99-29
Bravo 180S automatic rate controller	J99-151
Silmix chemical hopper	K99-21
Note: Not all options will fit all models. Extra charges may apply to fitment.	
** If fitting 12, 14, & 15m Devil boom to a 800L TPL add \$800 for heavier frame	

FOR BOOM & HOSE REEL SPECIFICATIONS SEE PAGES 57 - 60



Cane Boom - Linkage Sprayer



Pictured: 1100L with 6 row cane boom

MODEL SPECIFICATIONS				
PUMP	Silvan self-priming oil-backed diaphragm type with nitrile diaphragms and corrosion resistant, cast anodised aluminium body. BP60/20: 58 L/min. capacity 2000kPa pressure. BP75/20: 71 L/min. capacity 2000kPa pressure. BP125/20: 121 L/min. capacity 2000kPa pressure.			
BOOM	Cane boom: 4 row or 6 row. Fully galvanised construction, to suit row widths from 1.5 - 1.8m with 500-1300mm shield spray head and brush skirts. Spray heads have heavy duty hinges to withstand drag, parallelogram tracking system.			
NOZZLES	2 x twin nozzle bodies per spray head and air induction nozzles.			
CONTROLS	4 outlet single lever control valve with pressure regulation and gauge.			
TANK	Low profile 600/800/1100L Polytuff impact resistant polyethylene construction, external sightline with floating ball and non-spill offset screw-down lid with single breather. 15L freshwater tank with screw-down lid and on/off tap. 4L toolbox with polythylene lid. 50mm Camlock bottom fill and venturi chemical suction probe (1100L only).			
FRAME	Fully galvanised steel, cat II adjustable hitch.			
AGITATION	Bypass agitation.			
PRESSURE GAUGE	0-25 Bar dual stage glycerine filled gauge.			
FILTRATION	Lid strainer and suction line strainer with stop valve fitted at side of tank to enable ease of filter maintenance.			
PTO DRIVESHAFT	Quality driveshaft with quick release pins & safety cover.			
DIMENSIONS	L (MM)	W (MM)	H (MM)	KG (DRY)
K06N-60C	1025	1150	1300	105
K08N-75C	1350	1395	1315	145
K11NH-75C	1350	1395	1610	160

MODEL DESCRIPTION	CODE
600L LINKAGE SPRAYER BP60/20 pump, no boom	K06N-60C
600L LINKAGE SPRAYER BP125/20 pump, no boom	K06N-125C
800L LINKAGE SPRAYER BP75/20 pump, no boom	K08N-75C
800L LINKAGE SPRAYER BP125/20 pump, no boom	K08N-125C
1100L LINKAGE SPRAYER BP75/20 pump, no boom	K11NH-75C
1100L LINKAGE SPRAYER BP125/20 pump, no boom	K11NH-125C
BOOM OPTIONS	CODE
4 ROW CANE BOOM	035-4N
6 ROW CANE BOOM	035-6N
Broadacre boom attachment (to suit 4 row)	035-4B
Broadacre boom attachment (to suit 6 row)	035-6B
Hydraulic lift, galvanised single hydraulic system	032-40DL
FACTORY OPTIONS	CODE
70L flush tank kit to flush the filter, spraylines and nozzles	K99-47
Electric control 3 section with in cab pressure adjustment	K99-29
Electric control 4 section with in cab pressure adjustment	K99-49
Electric control 5 section with in cab pressure adjustment	K99-50
Bravo 180S automatic rate controller	J99-151
Silmix chemical hopper	K99-21

Note: Not all options will fit all models.
Extra charges may apply to fitment of some options.

Casotti - Linkage Sprayer



Pictured: 600L Casotti

MODEL SPECIFICATIONS

PUMP	Silvan oil-backed diaphragm type with nitrile diaphragms and corrosion resistant, cast anodised aluminium body. APS71: 71L/min. capacity 4000kPa pressure.	AGITATION	Bypass agitation.			
CASOTTI MOTOR	An electric 12 volt motor is connected to the tractor battery which powers the oscillating movement of the nozzle arms. The arms swing 180°. This movement is symmetrical to the tractor's passage.	SPRAY JETS	3 oscillating high pressure jets (20 bar) Up to 12m spray coverage.			
CONTROLS	2 outlet brass manual control valve with pressure regulator. Mounted forward for easy access.	PRESSURE GAUGE	0-60 Bar dual stage glycerine filled gauge.			
TANK	Low profile 600/800/1100L Polyuff impact resistant polyethylene construction, external sightline with floating ball and non-spill offset screw-down lid with single breather. 15L freshwater tank with screw-down lid and on/off tap. 4L toolbox with polythylene lid. 50mm Camlock bottom fill (1100L only).	FILTRATION	Lid strainer, suction line strainer with stop valve fitted at side of tank to enable ease of filter maintenance.			
FRAME	Fully galvanised steel, cat II linkage.	PTO DRIVESHAFT	Quality driveshaft with quick release pins & safety cover.			
		DIMENSIONS	L (MM)	W (MM)	H (MM)	KG (DRY)
		K06N-71WG (LESS KIT)	1025	1150	1300	105
		K08N-71WG (LESS KIT)	1350	1395	1315	145
		K11N-71WG (LESS KIT)	1350	1395	1610	160

MODEL DESCRIPTION

MODEL DESCRIPTION	CODE
600L LINKAGE CASOTTI SPRAYER: APS71 pump, Casotti kit	K06N-71WG
800L LINKAGE CASOTTI SPRAYER: APS71 pump, Casotti kit	K08N-71WG
1100L LINKAGE CASOTTI SPRAYER: APS71 pump, Casotti kit	K11N-71WG
CASOTTI KIT: With mounting brackets and hydraulic hoses	K99-36

Silvan's three point linkage and trailed sprayers can be fitted with various booms, hose reels and foam marker options depending on the specific requirements of the application.

Booms & Accessories



Silvan Booms Features

Integrated nozzle protection.

Hydraulic folding options delivers in-cab control for increased convenience.

Air induction nozzles for excellent spray coverage and reduced drift.

Galvanised boom for corrosion resistance and rust protection.

Stainless steel spraylines for corrosion resistance and longer working life.

Non drip nozzle holders.

Vineyard & Orchard Booms

UNDER VINE SHIELDED BOOM SPECIFICATIONS	
CONSTRUCTION	Plated RHS frame with spring loaded breakaways to protect the boom if an obstacle is struck.
SHIELD	Durable poly boom shields with optional brush skirts to minimise spray drift and avoid snagging.
NOZZLES	Double swivel nozzle holders can be fitted with flat fan or off-centre nozzles.
DESCRIPTION	CODE
UNDER VINE SHIELDED BOOM 480mm long	PF000040
UNDER VINE SHIELDED BOOM 600mm long	PF000039
UNDER VINE AND MID ROW BOOM Includes brush skirts (2.5-4.5m)	032-HERB
BRUSH SKIRT	GP00600010
Note: Not all options will fit all models. Extra charges may apply to fitment of some options.	

Under vine shielded boom




Under vine and mid row boom



ADJUSTABLE VINE BOOM SPECIFICATIONS	
SIZE	8 jet and 10 jet.
CONSTRUCTION	Plated RHS frame with stainless steel spraylines.
BOOM ADJUSTMENT	Two telescopic arms for width adjustment with pivoting spraybars to adjust spray angle.
NOZZLES	High pressure adjustable brass nozzle holder with ceramic tips. Nozzles can be adjusted from cone to straight jet. Nozzle body angle also variable.
CAPACITY	Recommended 60L/min pump for 8 jet and 90L/min pump for 10 jet vine boom.
DESCRIPTION	CODE
ADJUSTABLE VINE BOOM 8 Jet vine boom	032-G
10 Jet vine boom	032-H
Note: Not all options will fit all models. Extra charges may apply to fitment of some options.	

10 Jet Vine boom




Olive boom



OLIVE BOOM SPECIFICATIONS	
SIZE	9 jet.
CONSTRUCTION	Fully galvanised all steel construction with stainless steel spraylines.
BOOM ADJUSTMENT	Telescopic arm for width adjustment together with pivoting spraybars to adjust spray angle.
NOZZLES	High pressure adjustable brass nozzle holder with ceramic tips. Nozzles can be adjusted from cone to straight jet. Nozzle body angle also variable.
CAPACITY	Recommended 120L/min pump.
DESCRIPTION	CODE
OLIVE BOOM	032-R
Note: Not all options will fit all models. Extra charges may apply to fitment of some options.	

Field & Cane Booms



6m Field boom

FIELD BOOM SPECIFICATIONS

SIZE	6, 8 and 10m.	SPRAYLINES	Stainless steel spraylines with 50cm nozzle spacings and nozzle protection
CONSTRUCTION	Fully galvanised all steel construction.		
BOOM ADJUSTMENT	Booms fold horizontally at rear of sprayer. Break back device that protects boom if obstruction is hit.	NOZZLES	Non-drip nozzle holders, supplied with air induction nozzles and nozzle strainers.

DESCRIPTION	CODE
6M FIELD BOOM	032-044-6
8M FIELD BOOM	032-044-8
10M FIELD BOOM	032-044-10

Note: Not all options will fit all models. Extra charges may apply to fitment of some options.



4 Row Cane boom

CANE BOOM SPECIFICATIONS

SIZE	4 row or 6 row to suit row widths from 1.5 to 1.8m	BOOM FOLDING	Hydraulic twin folding ram mechanism (folding requires one set of tractor remotes) with automatic cable fold mechanism for spray heads.
CONSTRUCTION	Robust fully galvanised construction.		
SPRAYHEADS	Fitted with heavy duty hinges to withstand drag and parallelogram tracking system. Shielded spray head available standard as 900mm with fitted with brush skirts. 500-1300mm width sprayhead options are available.	SPRAYLINES	Stainless steel spraylines.
		NOZZLES	Two twin swivel nozzle bodies per spray head with air induction nozzles and nozzle strainers.

MODEL DESCRIPTION	CODE
4 ROW CANE BOOM WITH HYDRAULIC FOLD	035-4N
6 ROW CANE BOOM WITH HYDRAULIC FOLD	035-6N

FACTORY OPTIONS	CODE
Broadacre boom attachment (to suit 4 row)	035-4B
Broadacre boom attachment (to suit 6 row)	035-6B
Hydraulic lift	032-40DL


ACCESSORIES	CODE
Cane Boom Shield Assembly (pair)	K99-40
Cane Boom Parallelogram Arm - Inner (pair)	K99-41
Cane Boom Parallelogram Arm - Outer (pair)	K99-42

Note: Not all options will fit all models. Extra charges may apply to fitment of some options.


Devil Booms




6m Devil boom




8m Devil boom



10m Devil boom



12m HD Devil boom



14m & 15m HD Devil boom

DEVIL BOOM SPECIFICATIONS

SIZE	6, 8, 10, 12, 14 and 15m	BOOM ADJUSTMENT	Two independent hydraulic rams. (Folding requires 2 sets of tractor remotes). Spring loaded breakback of outer arm.
CONSTRUCTION	Fully galvanised high-tensile steel truss-section frame.		Hydraulic boom tilt adjustment available on HD Devil booms in lieu of self levelling (requires an extra set of tractor remotes).
SPRAYLINES	Stainless steel spraylines with 50cm nozzle spacings and air induction nozzles.		

MODEL DESCRIPTION	WEIGHT	CODE
6M DEVIL BOOM WITH HYDRAULIC FOLD	60kg	032-19D
8M DEVIL BOOM WITH HYDRAULIC FOLD	120kg	032-25D
10M DEVIL BOOM WITH HYDRAULIC FOLD	133kg	032-32DM
10M HD DEVIL BOOM WITH HYDRAULIC FOLD & SELF LEVELLING	200kg	032-32D
12M HD DEVIL BOOM WITH HYDRAULIC FOLD & SELF LEVELLING	215kg	032-40D
14M HD DEVIL BOOM WITH HYDRAULIC FOLD & SELF LEVELLING	235kg	032-48D
15M HD DEVIL BOOM WITH HYDRAULIC FOLD & SELF LEVELLING	240kg	032-50D

FACTORY OPTIONS

	CODE
Hydraulic lift, galvanised single hydraulic system for 6, 8 & 10m Devil booms	032-19DL
Hydraulic lift, galvanised single hydraulic system for 10, 12, 14 & 15m Devil booms	032-40DL
Hydraulic lift, airbag suspension system for HD Devil booms	032-40DLAB
Parallelogram/airbag suspension for HD Devil booms	032-40DLAB-2

Note: Extra charges may apply to fitment of some options.

Accessories



FREE STANDING SILMIX				
TANK	30L polyethylene tank with 455mm hinged lid.			
FUNCTION	Uses external water supply to activate venturi inductor at the base of the unit to transfer chemicals from hopper to sprayer tank. The same water supply operates the wash bar and drum rinse nozzle in the hopper. Transfer system requires minimum 2 Bar water pressure to operate (max 8 bar).			
CONTROLS	3 on/off taps to control: 1. Powder washer bar inside hopper. 2. Drum rinse nozzle. 3. Chemical transfer venturi. Also has ball valve at base of unit to isolate the tank from the induction venturi.			
DIMENSIONS	L (MM)	W (MM)	H (MM)	KG (DRY)
	640	640	830	15

MODEL DESCRIPTION	CODE
SILVAN 30L SILMIX ON FRAME	042J-06ST



Pictured: 57L Paddock foam marker

PADDOCK FOAM MARKER	
TANK	Polyethylene tank with moulded litre calibration indicators.
COMPRESSOR	Fully sealed, dust free compressor and electrics box with air breather.
CONTROLS	Double sided operation with electric cab control. Needle valve for foam output adjustment.
DROPPERS	2 foam droppers.
HOSE	16L: 16m of delivery hose. 57L: 36m of delivery hose.

MODEL DESCRIPTION	CODE
16L FOAM MARKER	042D-16S
57L PADDOCK FOAM MARKER	042D-57



Pictured: Reel tuff 12V remote reel



Pictured: Pitarm reel kit with 100m of 12mm nylon tube hose & Triarm 49 spray gun



Pictured: Economy reel kit with 30m of 10mm ag hose & PA spray gun

FACTORY OPTIONS	CODE
Reel tuff 12V remote reel (including bracket for super series linkage units)	K99-51
Economy reel, 20m x 12mm ag hose & Triarm 49 spray gun	180E02012CT
Economy reel, 30m x 10mm ag hose & PA spray gun with stainless steel extension	180E03010C
Pitarm reel, 100m x 12mm ag hose & Triarm 49 spray gun	180P10012C
Pitarm reel, 100m x 12mm nylon tube & Triarm 49 spray gun	180P10012T
Pitarm reel bracket (for sled units)	454-44

Note: Not all options will fit all models. Extra charges may apply to fitment of some options.

Silvan offer sprayers for specific applications which can be customised with an extensive range of options. Designed for use in vineyards, pasture, turf and vegetable production.

Trailed & Sled Mount Sprayers



LONG RANGE
REMOTE SYSTEM

Trailed Pasture Sprayer



Pictured: 2500L Pasture sprayer with optional 15m Devil boom, mudguards and hydraulic lift

MODEL SPECIFICATIONS

PUMP	Silvan self-priming oil-backed diaphragm type with nitrile diaphragms & corrosion resistant cast anodised aluminium body. BP125/20: 121L/m. capacity 2000kPa pressure.	FILTER	Lid strainer, suction line filter.			
TANK	Polytuff impact resistant polyethylene construction with calibrated sight line & non-spill screw down lid.	CONTROLS	3 section Silvamatic electric controls with pressure compensating direct acting valves. In cab on/off & pressure adjustment with pressure gauge.			
CHASSIS	Galvanised RHS steel construction with adjustable drawbar and operator platform.	FLUSH TANK	100L			
AXLE	2m track axle with 14.9 x 24" lug tyre.	FRESH WATER	Hand wash tap fitted to flush tank.			
BOTTOM FILL	Bottom fill with 2" camlock coupling.	DIMENSIONS	L (MM)	W (MM)	H (MM)	KG (DRY)
		2A0000FA	4400	2400	2500	800
		3A0000FA	4400	2400	2500	850

MODEL DESCRIPTION	CODE
2500L PASTURE SPRAYER: BP125/20 pump, 3 section electric valve controls	2A0000FA
3000L PASTURE SPRAYER: BP125/20 pump, 3 section electric valve controls	3A0000FA
FACTORY OPTIONS	CODE
BP200/20 pump, 195 L/min. capacity, 2000kPa pressure	J99-82
Hydraulic drive centrifugal pump	J99-126
5 section Silvamatic electric controls (in lieu)	J99-13
Bravo 180S automatic rate controller (in lieu)	J99-146
Bravo 180S automatic rate controller to suit hydraulic control (in lieu)	J99-180
Mudguards (to suit 14.9 x 24" wheels)	J99-162
Adjustable track axle (minimum 1500mm) with 11.2 x 44" Lug tyres (2500L only)	J99-84
Simplicity tandem axle with 15" Lug tyres	D99-76
2m track axle with 31 x 13.5" Turf tyre	J99-85
10m HD Devil boom with self levelling	032-32D
12m HD Devil boom with self levelling	032-40D
14m HD Devil boom with self levelling*	032-48D
15m HD Devil boom with self levelling*	032-50D
Hydraulic lift, galvanised single hydraulic system - 10, 12, 14 and 15 HD Devil booms	032-40DL
Airbag suspension & hydraulic lift (to suit HD Devil boom)	032-40DLAB
Parallelogram/airbag suspension (to suit HD Devil boom)	032-40DLAB-2
57L Paddock Foam Marker	K99-43
Silmix Chemical Hopper	K99-21
3 Section electric over hydraulic control	J99-117
5 Section electric over hydraulic control	J99-143

Note: Not all options will fit all models. Extra charges may apply to fitment of some options.

*When fitting 14 & 15m HD devil boom 032-40DLAB or 032-40DLAB-2 must be added.

Trailed Economy Pasture Sprayer



Pictured: 1000L Economy Pasture sprayer with optional electric controls and undervine boom.

MODEL SPECIFICATIONS

PUMP	Silvan self-priming oil-backed diaphragm type with nitrile diaphragms and corrosion resistant, cast anodised aluminium body. BP60/20: 58L/min capacity 2000kPa pressure. BP125/20: 121L/min. capacity 2000kPa pressure	PRESSURE GAUGE	0-25 Bar dual stage glycerine filled gauge mounted on adjustable arm.		
		FILTRATION	Lid strainer and suction line strainer		
CONTROLS	One lever 3 outlet control with pressure regulator mounted on adjustable arm.	WHEELS	60mm straight single axle fitted with 15" tubeless tyres on galvanised rims (max speed rating 30km/h).		
TANK	Polytuff impact resistant polyethylene construction, calibrated sight line, non-spill screw-down lid with dual breathers.	PTO	Quality driveshaft with quick release pins & safety cover.		
FRAME	Galvanised RHS steel construction, jockey wheel & height adjustable tow hitch.	DIMENSIONS	L (MM)	W (MM)	H (MM)
AGITATION	Bypass action.	J10-S60	1400	2600	1620
		J20-S105	1550	3500	2100
					KG (DRY)
					290
					440

MODEL DESCRIPTION

MODEL DESCRIPTION	CODE
1000L PASTURE SPRAYER: BP60/20 diaphragm pump manual controls on pump.	J10-S60
2000L PASTURE SPRAYER: BP125/20 diaphragm pump manual controls on pump.	J20-S105
FACTORY OPTIONS	CODE
6m Field boom	032-044-6
6m Devil boom with hydraulic fold	032-19D
8m Field boom	032-044-8
8m Devil boom with hydraulic fold	032-25D
10m Field boom	032-014-10
10m Devil boom with hydraulic fold	032-32DM
6, 8 and 10m Devil boom hydraulic lift	032-19DL
Undervine and mid row boom	032-HERB
16L foam marker (double sided)	K99-39
Economy hose reel, 20m hose (10mm ID) and Triam spraygun	180E02012CT
Electric valve controls with pressure regulator and in cab pressure adjustment	K99-29
Bravo 180S automatic rate controller	J99-151
BP125/20, 121L/min capacity, 2000kPa driven by 5.5HP Honda	CUSH-14

Note: Not all options will fit all models. Extra charges may apply to fitment of some options.

Trailed Turf Sprayer



Pictured: Trailed Turf Sprayer with optional 8m Devil boom and foam marker

MODEL SPECIFICATIONS

PUMP	Silvan self-priming, oil-backed diaphragm type with nitrile diaphragms and corrosion resistant, cast anodised body. Direct coupled to 6.5HP Honda motor. BP125/20: 121L/min. capacity 2000 kPa.	PRESSURE GAUGE	0-25 Bar dual stage glycerine filled gauge.			
CONTROLS	3 outlet control with pressure regulator mounted on pump. Pressure gauge on control unit.	FILTRATION	Suction line filter & lid strainer.			
TANK	1000/2000L polytuff impact resistant polyethylene construction. Calibrated sight line. Non-spill screw-down lid with breather.	WHEELS	Tubeless 29 x 13.5 - 15" turf tyres with galvanised rims on 1000L unit. Tubeless 31 x 13.5 - 15" turf tyres with galvanised rims on 2000L unit.			
FRAME	Galvanised RHS steel construction with jockey wheel.	HOSEREEL	30m of 19mm PVC hose and fish mouth fertiliser nozzle.			
AGITATION	Bypass action and venturi agitator.	DIMENSIONS	L (MM)	W (MM)	H (MM)	KG (DRY)
		PR10-01	3400	1870	1825	275
		PR20-2	3500	1550	2100	400

MODEL DESCRIPTION

MODEL DESCRIPTION	CODE
1000L TURF SPRAYER: BP125/20 diaphragm pump, direct coupled to 6.5HP Honda motor, manual controls on pump and Pitarm hosereel with fish mouth nozzle.	PR10-01
2000L TURF SPRAYER: BP125/20 diaphragm pump, direct coupled to 6.5HP Honda motor, manual controls on pump and Pitarm hosereel with fish mouth nozzle.	PR20-2

FACTORY OPTIONS

FACTORY OPTIONS	CODE
6m Field boom	032-044-6
6m Devil boom with hydraulic fold	032-19D
8m Field boom	032-044-8
8m Devil boom with hydraulic fold	032-25D
10m Field boom	032-014-10
10m Devil boom with hydraulic fold	032-32DM
6, 8 and 10m Devil boom hydraulic lift	032-19DL
16L foam marker (double sided)	K99-39
Electric valve controls with pressure regulator and in cab pressure adjustment	K99-29
Bravo 180S automatic rate controller	J99-151

Note: Not all options will fit all models. Extra charges may apply to fitment of some options.

Tray Mount Turf Sprayer



Pictured: 400L tray demountable sled sprayer with optional hydraulic 6m Devil boom and foam marker. (Vehicle shown for illustrative purposes only)
Suited to 1.2m x 1.4m tray

MODEL SPECIFICATIONS	
PUMP	Silvan self-priming oil-backed diaphragm type with nitrile diaphragms and corrosion resistant, cast anodised aluminium body. BP60/20: 58 L/min capacity, 2000kPa pressure, direct driven by 5.5HP Honda with 6.1 reduction gear box.
CONTROLS	3 section electric valves. Control box with pressure adjustment and on/off switches mounted on arm close to operator.
TANK	400L Polytuff impact resistant polyethylene construction with calibrated external sightline, non-spill screw-down lid, internal baffle and sump.
FRAME	Fully galvanised RHS steel sled frame for fitment into tray body. Removable stand legs when not in use.
AGITATION	Bypass action and venturi jet.
PRESSURE GAUGE	0-25 Bar dual stage glycerine filled gauge.
FILTRATION	Lid strainer and suction line strainer.
HOSEREEL	Economy hose reel with 20m x 12mm ag hose and Triam 49 spray gun.

MODEL DESCRIPTION	CODE
400L TRAY DE-MOUNTABLE SLED SPRAYER: Sled mounted with BP60/20 pump with 5.5HP Honda engine, electric controls, economy reel, 20m hose and gun (no boom)	CUSH-07
FACTORY OPTIONS	CODE
6m Field boom	032-044-6
6m Devil boom with hydraulic fold	032-19D
16L Paddock foam marker (double sided)	K99-39
Bavo 180S automatic rate controller (includes BP125/20 pump upgrade)	CUSH-12
BP125/20 pump, 121 L/min capacity, 2000kPa driven by 5.5HP Honda	CUSH-14

Note: Not all options will fit all models. Extra charges may apply to fitment of some options.

Trailed Vineyard Herbicide



Pictured: Trailed herbicide sprayer with under-vine & mid row booms



Pictured above: 2000L herbicide unit with non-standard 16" wheels



Pictured: Optional undervine and mid row boom

MODEL SPECIFICATIONS

PUMP	Silvan self-priming oil-backed diaphragm type with nitrile diaphragms & corrosion resistant, cast anodised aluminium body. BP125/20: 121L/min. capacity 2000 kPa pressure
CONTROLS	Silvamatic 3 section electric valve on/off with in-cab electric pressure adjustment from control box.
TANK	Polytuff impact resistant polyethylene construction, calibrated sight line & flip-top easy open lid.
FRAME	Galvanised RHS steel construction, jockey wheel & adjustable tow hitch.
AGITATION	Bypass action.
PRESSURE GAUGE	0-25 Bar dual stage glycerine filled gauge.

FILTRATION	Lid strainer & suction line strainer.				
WHEEL EQUIPMENT	SINGLE ROW: 50mm Duraflex axle with 50mm drop and sliding adjustment. 15" tyres on galvanised rims (max. speed rating 30 km/h).				
	3 ROW: Tandem suspension axle with 10" x 15" wheels.				
PTO DRIVESHAFT	Quality driveshaft with quick release pins & safety cover.				
DIMENSIONS (WITH BOOM)	L (MM)	W (MM)	H (MM)	KG (DRY)	
	JB2000-125	3000	1800	1530	400
	JB2000-1253RT	4600	1800	3300	990

MODEL DESCRIPTION

2000L TRAILED HERBICIDE SPRAYER: BP125/20 Pump, electric valve controls	CODE JB2000-125
2000L TRAILED 3 ROW HERBICIDE SPRAYER: BP125/20 Pump (with under-vine and mid row booms)	JB2000-1253RT
3000L TRAILED 3 ROW HERBICIDE SPRAYER: BP125/20 Pump (with under-vine and mid row booms)	JB3000-1253RT

FACTORY OPTION

Undervine and mid row boom (to suit JB2000-125)	CODE 032-HERB
Bravo 180S automatic spray rate controller	J99-146
Hydraulic drive centrifugal pump	J99-126
Hydraulic row width and height adjustment	-

When ordering hydraulic drive pumps, tractor hydraulic capacity and system must be on order. Note: Extra charges may apply to fitment of some options. Note: Not all options will fit all models. Extra charges may apply to fitment of some options.

Trailed Orchard Herbicide

FULL SHIELDED BOOM AVAILABLE



Pictured: Trailed 2000L sprayer with optional hydraulic drive pump

MODEL SPECIFICATIONS

PUMP	Silvan self-priming oil-backed diaphragm type with nitrile diaphragms and corrosion resistant, cast anodised aluminium body. BP125/20: 121L/min. capacity 2000 kPa pressure	FRAME	Galvanised RHS heavy duty steel construction, jockey wheel and adjustable tow hitch.			
	CONTROLS	3 section electric valve on/off with electric pressure adjustment from cab mounted control box.	AGITATION	Bypass action.		
TANK		Polytuff impact resistant polyethylene construction, calibrated sight line.	PRESSURE GAUGE	0-25 Bar dual stage glycerine filled gauge.		
	FILTRATION		Lid strainer, suction line strainer & nozzle strainers.			
BOOM	6 metre fully galvanised hydraulic fold boom with stainless steel spraylines and air induction nozzles. Front mounted boom arms with independent hydraulic fold and rear mounted centre boom.	WHEEL EQUIPMENT	Single axle with 31/13.5 x 15" flotation tyres.			
		PTO DRIVESHAFT	Quality driveshaft with quick release pins & safety cover.			
		DIMENSIONS (BOOM FOLDED)	L (MM)	W (MM)	H (MM)	KG (DRY)
		JB2BA-125	3500	1550	2100	440

MODEL DESCRIPTION

2000L TRAILED ORCHARD HERBICIDE SPRAYER: BP125/20 Pump and hydraulic fold boom

CODE

JB2BA-125

FACTORY FITTED OPTIONS

Bravo 180S automatic spray rate controller


J99-146

Hydraulic drive centrifugal pump

J99-126

When ordering hydraulic drive pumps, tractor hydraulic capacity and system must be on order. Note: Extra charges may apply to fitment of some options.

Skid Sprayer with Remote Reel



MODEL SPECIFICATIONS

PUMP	Engine driven Comet BP60/20 diaphragm pump with pressure regulator (58L/min open flow, 2000kpa max pressure).	FILTRATION	Lid strainer and suction line strainer.
TANK	400/600L Polytuff impact resistant polyethylene construction with internal sump.	HOSEREEL	Australian made REEL TUFF Remote hose reel. Galvanised steel construction for enhanced durability, direct drive gearbox, long range interference-free remote control, hub position lock with spring loaded mechanism.
FRAME	Steel skid frame, hot dipped galvanised skid for extra durability and superior corrosion resistance.	HOSE	100m of 1/2" O.D hose with kink resistant nylon tubing.
PRESSURE GAUGE	0-25 Bar dual stage glycerine filled gauge.	SPRAYGUN	Turbo 400 spray gun and liquid shutoff snap coupling for easy removal, storage or change.

MODEL DESCRIPTION

MODEL DESCRIPTION	CODE
400L SKID SPRAYER WITH REEL TUFF REMOTE REEL	L04H4-38R147
600L SKID SPRAYER WITH REEL TUFF REMOTE REEL	L06H4-38R147

Note: Not all options will fit all models. Extra charges may apply to fitment of some options.

Guidance Systems and Controllers

For increased spraying efficiency, various technology options such as automatic spray rate controllers, in-cab electric controls and GPS guidance systems are available.



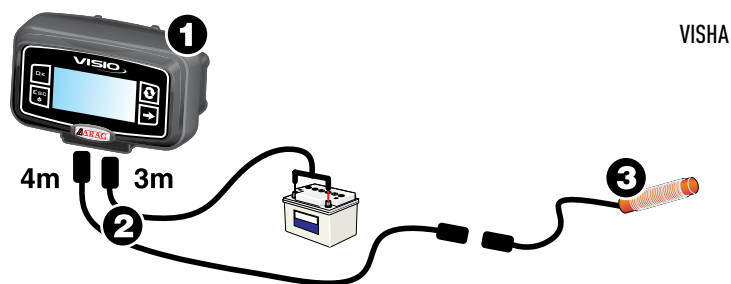
Visio Spray Monitor



VISIO HECTARE METER

Simultaneous display of area and ground speed using an inductive speed sensor.

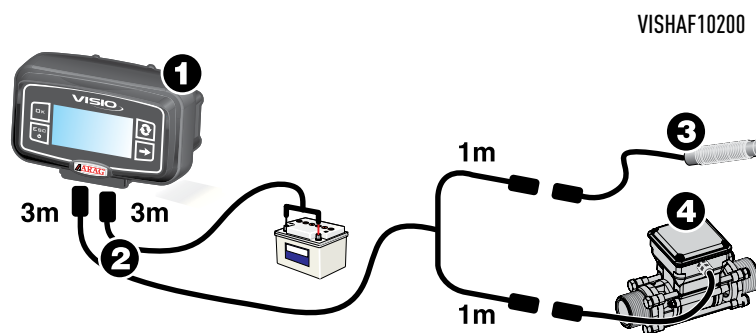
1. Visio display unit
2. Cable kit for one sensor
3. Inductive speed sensor



VISIO RATE MONITOR

Display of ground speed, area, flow rate, application rate and volume using a 10-200 L/min (40 Bar) flow sensor.

1. Visio Display unit
2. Cable kit for two sensors
3. Inductive speed sensor
4. 10 - 200 L/min Wolf flowmeter



VISIO SPECIFICATIONS

Visio is the innovative multi-function display featuring compact dimensions and accuracy at an affordable price. It can be connected to several sensors, to view a wide range of data from agricultural spraying applications.

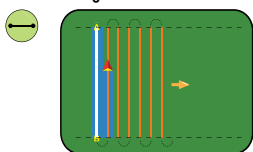
KIT CONTENTS	Display, cable kits, speed/flow sensors
DISPLAY	Backlit LCD screen
DESCRIPTION	CODE
VISIO Hectare Meter	VISHA
VISIO Rate Monitor	VISHAF10200

Note: Extra components may be needed

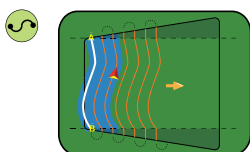
Guidance Systems

NAVIGATOR GUIDANCE FUNCTIONS

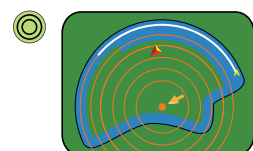
Straight A-B Guidance



Curved A-B Guidance



Circle Pivot Guidance



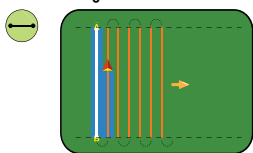
NAVIGATOR LT

The Navigator LT is a complete GPS system with 5.7" display that provides enhanced visual guidance with a light bar and on screen guidance. The SD card port can be used to download reports on where you have sprayed, area covered and time spent.

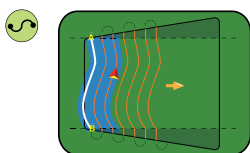
FEATURES	5.7" display, SD card port, external antenna, integrated GPS receiver
DESCRIPTION	CODE
NAVIGATOR LT GPS	4674A1000

MATRIX GUIDANCE FUNCTIONS

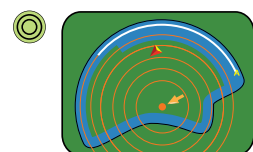
Straight A-B Guidance



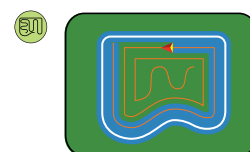
Curved A-B Guidance



Circle Pivot Guidance



Last Pass Guidance



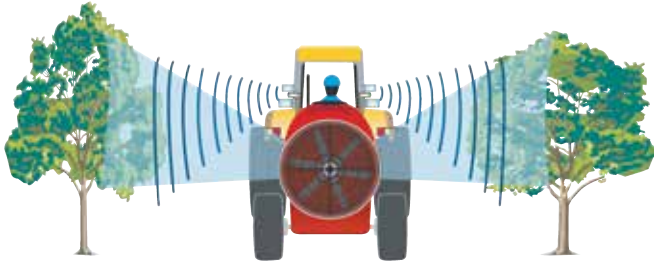
MATRIX 430

The Matrix 430 utilises GPS technology to guide tractors and machinery during boom spraying or fertiliser spreading to minimise overlap/underlap.

FEATURES	4.3" colour display, integrated USB port, external patch antenna
DESCRIPTION	CODE
MATRIX 430	GD430-GLO-P-L

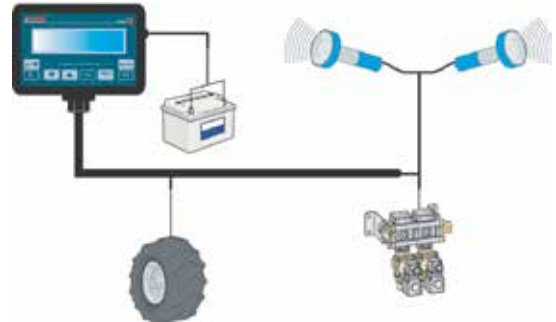
Bravo Tree Sensor Kits

Bravo140



Ultrasonic

Sensor



BRAVO 140 KIT SPECIFICATIONS

The Bravo 140 tree sensor detects tree canopies, trunks or stakes via ultrasonic sensors mounted at the front of the sprayer. The sprayer then only sprays the tree, not the spaces in between. You not only use significantly less chemical, your tank refills are reduced saving you time and money.

DISPLAY	Speed, sprayed tree, number of trees, sensor status
CONTROL	Up to 2 ultrasonic sensors and 2 sections
KIT CONTENTS	Kit includes control box, tractor loom, sprayer loom, ultrasonic sensors, speed sensor and solenoids
DESCRIPTION	CODE
ARAG BRAVO 140	D99-165

Note: Extra components may be needed



IBX100 ISOBUS SPRAYER CONTROL

An ISOBUS compatible controller designed to integrate with tractor terminals such as John Deere® and Topcon®. It utilises the existing ISOBUS compatible tractor terminal for spray rate control and automatic section control.

CONTROL	Controls up to 13 spray sections, 9 hydraulic controls
DESCRIPTION	CODE
IBX100 CONTROL UNIT	4679004

Note: Extra components may be needed

Bravo Rate Controller Kits



BRAVO 180S SPRAY RATE CONTROLLER KIT SPECIFICATIONS

A compact and easy to use spray controller that ensures constant and precise rate control.

DISTRIBUTION CONTROL	Automatic adjustment of spray application rate by measuring flow and speed.
SECTIONS	Control of up to 5 sections.
KIT CONTENTS	Kit includes control box, tractor loom, sprayer loom and speed sensor.
DISPLAY	Simultaneous display of application rate (l/ha) and: speed, area, sprayed quantity, tank level, flow rate (l/min), operating time and distance.
DESCRIPTION	CODE
ARAG Bravo 180S - 2 sections (For horticultural applications)	BRAVO180SHKIT
ARAG Bravo 180S - 4 sections (For multi-row applications)	BRAVO180HKIT
ARAG Bravo 180S - 5 sections (For broadacre applications)	BRAVO180BAKIT

Note: Extra components including electric valves and flow meter may be needed



BRAVO 400S LT SPRAY RATE CONTROLLER SPECIFICATIONS

A highly flexible combination of GPS guidance, automatic section control and accurate rate control allows unmatched efficiency.

DISTRIBUTION CONTROL	Automatic adjustment of spray application rate by measuring flow and speed.
SECTIONS	Controls up to 7 spray sections (3 wire valves only) and 7 hydraulic functions.
KIT CONTENTS	Control box, tractor loom, sprayer loom and GPS antenna.
MEMORY	SD card to store working reports; path and treatment data for each area.
DISPLAY	High resolution 5.7" display.
DESCRIPTION	CODE
ARAG Bravo 400S LT - 7 sections	4674L0701
ARAG Bravo 400S LT - 7 sections + 7 hydraulic	4674L0713

Note: Extra components including electric valves and flow meter may be needed

Electric Control Kits



SILVAMATIC ELECTRIC SPRAY CONTROL KIT

Features an in-cab control box with proportional pressure compensating valves designed to maintain constant pressure and output even after one or more boom sections are closed.

- Direct acting valves
- Stainless steel components and viton seals
- 3 boom section outlet with 12mm tails
- On/off and pressure adjustment switch
- Individual valves have own compensating device

KIT CONTENTS	Kit includes control box, tractor loom, sprayer loom and valves
---------------------	---

DESCRIPTION	CODE
SILVAMATIC CONTROL KIT	461530A

Note: Extra components may be needed



HIGH PRESSURE ELECTRIC VALVE KIT

Modular 12 volt DC electric control kit ideal for use on high pressure orchard sprayers. Supplied complete with 2 on/off electric valves for left or right side spraying and 1 bypass electric valve, electric pressure regulator, manual pressure regulator and pressure filter. Control switch box suitable for mounting in tractor cabin with electric wiring loom.

KIT CONTENTS	Kit includes control box, tractor loom, sprayer loom and valves
---------------------	---

DESCRIPTION	CODE
HIGH PRESSURE ELECTRIC VALVE KIT	D99-80

Note: Extra components may be needed



ELECTRIC SOLENOID KIT


Medium pressure control kit is ideal for boom spray applications and is available in three section on/off with control box suitable for mounting in tractor cabin and electric wiring loom. Maximum operating pressure 10 Bar.
Note: Pressure regulator and hose not included.

KIT CONTENTS	Kit includes control box, tractor loom, sprayer loom and solenoids
---------------------	--

DESCRIPTION	CODE
MEDIUM PRESSURE ELECTRIC SOLENOID KIT	M99-14

Note: Extra components may be needed. Pressure regulator and hoses not included

HCC CERAMIC HOLLOW CONE NOZZLES

	CAPACITY (L/min)																	
	3 BAR	4 BAR	5 BAR	6 BAR	7 BAR	8 BAR	9 BAR	10 BAR	11 BAR	12 BAR	13 BAR	14 BAR	15 BAR	16 BAR	17 BAR	18 BAR	19 BAR	20 BAR
HCC005	0.19	0.22	0.25	0.27	0.29	0.31	0.33	0.35	0.36	0.38	0.40	0.41	0.42	0.44	0.45	0.47	0.48	0.49
HCC0075	0.30	0.35	0.39	0.42	0.46	0.49	0.52	0.55	0.57	0.60	0.62	0.65	0.67	0.69	0.71	0.73	0.75	0.77
HCC01	0.40	0.46	0.52	0.57	0.61	0.65	0.69	0.73	0.77	0.80	0.83	0.86	0.89	0.92	0.95	0.98	1.01	1.03
HCC015	0.60	0.69	0.77	0.85	0.92	0.98	1.04	1.10	1.15	1.20	1.25	1.30	1.34	1.39	1.43	1.47	1.51	1.55
HCC02	0.80	0.92	1.03	1.13	1.22	1.31	1.39	1.46	1.53	1.60	1.67	1.73	1.79	1.85	1.90	1.96	2.01	2.07
HCC025	1.00	1.15	1.29	1.41	1.53	1.63	1.73	1.83	1.91	2.00	2.08	2.16	2.24	2.31	2.38	2.45	2.52	2.58
HCC03	1.20	1.39	1.55	1.70	1.83	1.96	2.08	2.19	2.30	2.40	2.50	2.59	2.68	2.77	2.86	2.94	3.02	3.10
HCC035	1.40	1.62	1.81	1.98	2.14	2.29	2.42	2.56	2.68	2.80	2.91	3.02	3.13	3.23	3.33	3.43	3.52	3.61
HCC04	1.60	1.85	2.07	2.26	2.44	2.61	2.77	2.92	3.06	3.20	3.33	3.46	3.58	3.70	3.81	3.92	4.03	4.13
HCC05	2.00	2.31	2.58	2.83	3.06	3.27	3.46	3.65	3.83	4.00	4.16	4.32	4.47	4.62	4.76	4.90	5.03	5.16

PUMP MODEL	CAPACITY (FULL PRESS)	MAX PRESURE
BP20/15	19 L/min.	15 bar
BP60/20	58 L/min.	20 bar
BP75/15	71 L/min.	20 bar
BP125/20	121 L/min.	20 bar
BP151/20	138 L/min.	20 bar
BP171/20	162 L/min.	20 bar
BP265/20	252 L/min.	20 bar

EXAMPLE:

Application rate:	100 l/ha
Tractor speed:	12 km/h
Boom width:	10 m
Tank capacity:	800L
Pump output required =	$\frac{100 \times 12 \times 10}{600}$ = 20 L/min

PUMP MODEL	CAPACITY (FULL PRESS)	MAX PRESURE
APS 71	67 L/min.	50 bar
APS 96	88 L/min.	50 bar
APS 121	115 L/min.	50 bar
APS 145	142 L/min.	50 bar
APS 166	163 L/min.	50 bar
IDS 1701	161 L/min.	50 bar
IDS 2001	182 L/min.	50 bar
IDS 2200	208 L/min.	50 bar
IDS 2600	249 L/min.	50 bar

EXAMPLE:

Application rate:	2000 l/ha
Tractor speed:	5 km/h
Tree spacing:	5 m
Tank capacity:	2000L
Pump output required =	$\frac{2000 \times 5 \times 5}{600}$ = 83.3 l/min

FINDING THE RIGHT PUMP

SILVAN LINKAGE OR TRAILED SPRAYER



STEP 1 Determine the application rate, boom width (in metres) and the tractor speed for the job.

STEP 2 Allow between 2% and 5% of the tank volume to be recirculated every minute to provide agitation. If venturi agitators are used, allow for the volume of liquid used by the venturi jet. When venturi's are used they usually become the primary method of agitation so the allowance for the percentage of tank volume to be recirculated can be disregarded. There is always agitation from the pump (diaphragm or piston type) when it is in bypass mode.

STEP 3 Use the following formula to calculate the pump output required by the boom.

$$\text{Pump output required (l/min)} = \frac{\text{Application rate (l/ha)} \times \text{Speed (km/h)} \times \text{Boom width (m)}}{600}$$

STEP 4 Allow 2% tank volume for agitation (example 800 x 2% = 16L/min.) Add this amount to required pump output for spraying to find total volume required from pump (example 20 + 16 = 36L/min).

STEP 5 Select a pump from the table at right to match required total output.

SILVAN AIR ASSIST SPRAYER

STEP 1 Determine the application rate (l/ha), the tractor speed and the row width of the crop being sprayed.

STEP 2 Allow between 2% and 5% of the tank capacity to be recirculated every minute for agitation. The lower percentage can be used where mechanical agitation is fitted.

STEP 3 Use the following formula to calculate the pump output required by the sprayer.

$$\text{Pump output (l/min)} = \frac{\text{Application rate (l/ha)} \times \text{Speed (km/h)} \times \text{Row width (m)}}{600}$$

STEP 4 Allow 2% tank volume for agitation (eg 2000 x 2% = 40L/min). Add this amount to required pump output for spraying to find the total volume required from the pump (example 83.3L/min + 40L/min = 123.3L/min).

STEP 5 Select a pump from the table above to match required total output.


NOTE: From the above table either the APS 145 or APS 166 would be suitable, but the APS 166 will give more flexibility if larger application rates are needed.


Spraying Information


Nozzle selection is often based upon droplet size. The droplet size from a nozzle becomes very important when the efficacy of a particular plant protection chemical is dependent on coverage, or the prevention of spray leaving the target area is a priority. Refer to the chemical label for droplet size regulations.


The majority of the nozzles used in agriculture can be classified as producing either fine, medium, coarse, or very coarse droplets. Nozzles that produce fine droplets are usually recommended for post-emergence applications, which require excellent coverage on the intended target area. The most common nozzles used in agriculture are those that produce medium sized droplets. Nozzles producing medium and coarse-sized droplets can be used for contact and systemic herbicides, pre-emergence surface-applied herbicides, insecticides and fungicides.


An important point to remember when choosing a spray nozzle that produces a droplet size in one of the seven categories is that one nozzle can produce different droplet size classifications at different pressures. A nozzle might produce medium droplets at low pressures, while producing fine droplets as the pressure is increased. Droplet size classes are shown in the following tables to assist in choosing an appropriate spray tip.

	TP Teejet				
	BAR				
	2	2.5	3	3.5	4
TP8001	F	F	F	F	F
TP80015	F	F	F	F	F
TP8002	M	M	F	F	F
TP8003	M	M	M	M	M
TP8004	M	M	M	M	M
TP8005	C	M	M	M	M
TP8006	C	C	C	C	C
TP8008	C	C	C	C	C
TP11001	F	F	F	VF	VF
TP110015	F	F	F	F	F
TP11002	F	F	F	F	F
TP11003	F	F	F	F	F
TP11004	M	M	M	F	F
TP11005	M	M	M	M	M
TP11006	M	M	M	M	M
TP11008	C	C	M	M	M


	XR Teejet and XRC Teejet						
	BAR						
	1	1.5	2	2.5	3	3.5	4
XR8001	M	F	F	F	F	F	F
XR80015	M	M	F	F	F	F	F
XR8002	M	M	M	M	F	F	F
XR8003	M	M	M	M	M	M	M
XR8004	C	M	M	M	M	M	M
XR8005	C	C	C	M	M	M	M
XR8006	C	C	C	C	C	C	C
XR8008	VC	VC	C	C	C	C	C
XR11001	F	F	F	F	F	VF	VF
XR110015	F	F	F	F	F	F	F
XR11002	M	F	F	F	F	F	F
XR110025	M	M	F	F	F	F	F
XR11003	M	M	F	F	F	F	F
XR11004	M	M	M	M	M	F	F
XR11005	C	M	M	M	M	M	M
XR11006	C	C	M	M	M	M	M
XR11008	C	C	C	C	M	M	M


	DG Teejet				
	BAR				
	2	2.5	3	3.5	4
DG80015	M	M	M	M	F
DG8002	C	M	M	M	M
DG8003	C	M	M	M	M
DG8004	C	C	M	M	M
DG8005	C	C	C	M	M
DG110015	M	F	F	F	F
DG11002	M	M	M	M	M
DG11003	C	M	M	M	M
DG11004	C	C	M	M	M
DG11005	C	C	C	M	M


	Turbo Teejet Induction (TTI)											
	BAR											
	1	1.5	2	2.5	3	3.5	4	4.5	5	5.5	6	7
TTI110015	UC	UC	UC	UC	UC	XC	XC	XC	XC	XC	XC	XC
TTI11002	UC	UC	UC	UC	UC	UC	UC	XC	XC	XC	XC	XC
TTI110025	UC	UC	UC	UC	UC	UC	UC	XC	XC	XC	XC	XC
TTI11003	UC	UC	UC	UC	UC	UC	UC	XC	XC	XC	XC	XC
TTI11004	UC	UC	UC	UC	UC	UC	UC	XC	XC	XC	XC	XC
TTI11005	UC	UC	UC	UC	UC	UC	UC	XC	XC	XC	XC	XC
TTI11006	UC	UC	UC	UC	UC	UC	UC	XC	XC	XC	XC	XC

	Turbo Twinjet (TTJ60)											
	BAR											
	1.5	2	2.5	3	3.5	4	4.5	5	5.5	6		
TTJ60-11002	C	C	C	C	M	M	M	M	M	M	M	
TTJ60-110025	VC	C	C	C	C	C	C	M	M	M		
TTJ60-11003	VC	C	C	C	C	C	C	C	M	M		
TTJ60-11004	VC	C	C	C	C	C	C	C	C	M		
TTJ60-11005	VC	C	C	C	C	C	C	C	C	C		
TTJ60-11006	XC	VC	C	C	C	C	C	C	C	C		

	IDK Lechler						
	BAR						
	1.5	2	2.5	3	4	5	6
IDK12001 IDKS8001	C	C	C	M	M	M	F
IDK120015 IDKS80015	C	C	C	C	M	M	F
IDK12002 IDKS8002	C	C	C	C	M	M	F
IDK120025 IDKS80025	VC	VC	C	C	C	M	M
IDK12003 IDKS8003	VC	VC	VC	C	C	M	M
IDK12004 IDKS8004	VC	VC	VC	VC	C	C	M
IDK12005 IDKS8005	VC	VC	VC	VC	C	C	M

	AIXR Teejet										
	BAR										
	1	1.5	2	2.5	3	3.5	4	4.5	5	5.5	6
AIXR110015	XC	VC	VC	C	C	C	C	M	M	M	M
AIXR11002	XC	XC	VC	VC	C	C	C	C	C	M	M
AIXR110025	XC	XC	XC	VC	VC	C	C	C	C	C	C
AIXR11003	XC	XC	XC	VC	VC	C	C	C	C	C	C
AIXR11004	UC	XC	XC	XC	VC	VC	VC	C	C	C	C
AIXR11005	UC	XC	XC	XC	XC	VC	VC	VC	C	C	C
AIXR11006	UC	XC	XC	XC	XC	VC	VC	VC	C	C	C

	HCC Spray-Jet								
	BAR								
	3	4	5	6	8	10	15		
HCC005	VF	VF	VF	VF	VF	VF	VF	VF	VF
HCC0075	F	VF	VF	VF	VF	VF	VF	VF	VF
HCC01	F	VF	VF	VF	VF	VF	VF	VF	VF
HCC015	F	F	VF	VF	VF	VF	VF	VF	VF
HCC02	F	F	F	VF	VF	VF	VF	VF	VF
HCC025	F	F	F	VF	VF	VF	VF	VF	VF
HCC03	F	F	F	VF	VF	VF	VF	VF	VF
HCC035	F	F	F	VF	VF	VF	VF	VF	VF
HCC04	F	F	F	F	F	F	VF	VF	VF
HCC05	F	F	F	F	F	F	F	F	VF

	AI Teejet and AIC Teejet											
	BAR											
	2	2.5	3	3.5	4	4.5	5	5.5	6	6.5	7	8
AI110015	UC	XC	XC	XC	XC	VC	VC	VC	VC	C	C	C
AI11002	UC	XC	XC	XC	XC	VC	VC	VC	VC	C	C	C
AI110025	UC	UC	XC	XC	XC	XC	VC	VC	VC	VC	C	C
AI11003	UC	UC	XC	XC	XC	XC	VC	VC	VC	VC	C	C
AI11004	UC	UC	XC	XC	XC	XC	VC	VC	VC	VC	C	C
AI11005	UC	UC	XC	XC	XC	XC	VC	VC	VC	VC	C	C
AI11006	UC	UC	XC	XC	XC	XC	VC	VC	VC	VC	C	C
AI11008	UC	UC	XC	XC	XC	XC	VC	VC	VC	VC	C	C
AI11010	UC	UC	UC	XC	XC	XC	XC	VC	VC	VC	C	C

	Turbo Teejet and Turbo Teejet Duo										
	BAR										
	1	1.5	2	2.5	3	3.5	4	4.5	5	5.5	6
TT11001 QJ90-2XTT11001	C	M	M	M	F	F	F	F	F	F	F
TT110015 QJ90-2XTT110015	C	C	M	M	M	M	M	F	F	F	F
TT11002 QJ90-2XTT11002	C	C	C	M	M	M	M	M	M	M	F
TT110025 QJ90-2XTT110025	VC	C	C	M	M	M	M	M	M	M	M
TT11003 QJ90-2XTT11003	VC	C	C	C	C	M	M	M	M	M	M
TT11004 QJ90-2XTT11004	XC	VC	C	C	C	C	C	C	M	M	M
TT11005 QJ90-2XTT11005	XC	VC	VC	VC	C	C	C	C	C	M	M
TT11006 QJ90-2XTT11006	XC	VC	VC	VC	C	C	C	C	C	C	M
TT11008 QJ90-2XTT11008	XC	XC	VC	VC	C	C	C	C	C	C	M

KEY	
DROPLET SIZE COLOUR REFERENCE	
VERY FINE	VF
FINE	F
MEDIUM	M
COARSE	C
VERY COARSE	VC
EXTRA COARSE	XC
ULTRA COARSE	UC

Droplet size classifications are based on BCPC specifications and in accordance with ASAE Standard S-572 at the date of printing. Classifications are subject to change.

Spraying Information

ISO STANDARD NOZZLE OUTPUT CHART FOR 80°/110° NOZZLES

ISO COLOUR CODE	LIQ PRES BAR	CAPACITY L/MIN.	APPLICATION RATE:LS PER HECTARE AT KM/H.												
			6	8	10	12	14	16	18	20	22	24	26	28	30
			km/h	km/h	km/h	km/h	km/h	km/h	km/h	km/h	km/h	km/h	km/h	km/h	km/h
FAN TIP ORANGE 80-01 110-01 100 MESH	2.0	0.33	65	49	39	33	28	24	22	20	18	16	15	14	13
	2.5	0.37	73	55	44	37	31	27	24	22	20	18	17	16	15
	3.0	0.40	80	60	48	40	34	30	27	24	22	20	18	17	16
	3.5	0.43	86	65	52	43	37	32	29	26	23	22	20	18	17
FAN TIP GREEN 80-015 110-015 100 MESH	4.0	0.46	92	69	55	46	39	35	31	28	25	23	21	20	18
	2.0	0.49	98	74	59	49	42	37	33	29	27	25	23	21	20
	2.5	0.55	110	82	66	55	47	41	37	33	30	27	25	23	22
	3.0	0.60	120	90	72	60	51	45	40	36	33	30	28	26	24
FAN TIP YELLOW 80-02 110-02 50 MESH	3.5	0.65	130	97	78	65	56	49	43	39	35	32	30	28	26
	4.0	0.69	139	104	83	69	59	52	46	42	38	35	32	30	28
	2.0	0.65	131	98	78	65	56	49	44	39	36	33	30	28	26
	2.5	0.73	146	110	88	73	63	55	49	44	40	37	34	31	29
FAN TIP BLUE 80-03 110-SF-03 50 MESH	3.0	0.80	160	120	96	80	69	60	53	48	44	40	37	34	32
	3.5	0.86	173	130	104	86	74	65	58	52	47	43	40	37	35
	4.0	0.92	185	139	111	92	79	69	62	55	50	46	43	40	37
	2.0	0.98	196	147	118	98	84	74	65	59	53	49	45	42	39
FAN TIP RED 80-04 110-04 50 MESH	2.5	1.10	219	164	131	110	94	82	73	66	60	55	51	47	44
	3.0	1.20	240	180	144	120	103	90	80	72	65	60	55	51	48
	3.5	1.30	259	194	156	130	111	97	86	78	71	65	60	56	52
	4.0	1.39	277	208	166	139	119	104	92	83	76	69	64	59	55
FAN TIP BROWN 80-05 110-05 50 MESH	2.0	1.31	261	196	157	131	112	98	87	78	71	65	60	56	52
	2.5	1.46	292	219	175	146	125	110	97	88	80	73	67	63	58
	3.0	1.60	320	240	192	160	137	120	107	96	87	80	74	69	64
	3.5	1.73	346	259	207	173	148	130	115	104	94	86	80	74	69
FAN TIP GREY 80-06 110-06 50 MESH	4.0	1.85	369	277	222	185	158	139	123	111	101	92	85	79	74
	2.0	1.63	326	245	196	163	140	122	109	98	89	82	75	70	65
	2.5	1.82	364	273	218	182	156	137	121	109	99	91	84	78	73
	3.0	2.00	400	300	240	200	171	150	133	120	109	100	92	86	80
FAN TIP WHITE 80-08 110-08 50 MESH	3.5	2.16	432	324	259	216	185	162	144	130	118	108	100	93	86
	4.0	2.31	462	346	277	231	198	173	154	139	126	115	107	99	92
	2.0	1.96	392	294	235	196	168	147	131	118	107	98	90	84	78
	2.5	2.19	438	329	263	219	188	164	146	131	120	110	101	94	88
FAN TIP ORANGE 80-01 110-01 100 MESH	3.0	2.40	480	360	288	240	206	180	160	144	131	120	111	103	96
	3.5	2.59	518	389	311	259	222	194	173	156	141	130	120	111	104
	4.0	2.77	554	416	333	277	238	208	185	166	151	139	128	119	111
	2.0	2.61	522	392	313	261	224	196	174	157	142	131	120	112	104
FAN TIP GREEN 80-015 110-015 100 MESH	2.5	2.92	584	438	350	292	250	219	195	175	159	146	135	125	117
	3.0	3.20	640	480	384	320	274	240	213	192	175	160	148	137	128
	3.5	3.46	692	519	415	346	297	260	231	208	189	173	160	148	138
	4.0	3.70	740	555	444	370	317	278	247	222	202	185	171	159	148

NOZZLE INTERCHANGE CHART

Nozzle Type	Teejet	Hardi	Croplands	Lurmak	Delavan	Lechler	Spray Int.	Atbuz
Standard Flat Fan Nozzle	TP	-	-	F	LF	ST	SF	API
Extended Range Flat Fan Nozzle	XR	-	-	VP	LFR	LU	UF	AXI
Low Drift Flat Fan Nozzle	DG	-	-	LD	RF	AD	LD	ADI
Twinjet Flat Fan / *Inducted	TTJ60	-	-	-	-	-	-	*AVI-T
Air Inducted Flat Fan Nozzle	AI/AIXR	INJET	DTDXL	DB, TD	-	ID	PNEUJET	AVI
Air Inducted low pressure	TTI	MINIDRIFT	AIRMIX	-	-	IDK	-	-
Air Inducted Off Centre Nozzle	AIUB	-	AIRAIIRMIX OCMIX	-	-	-	-	AVI-OC
Extended Range Flat Fan in FC	-	-	TCP,TCC	-	-	-	-	-
Off Centre Nozzle	OC	G150,B-JET	-	OC	LX	OC	-	OCI
Hollow Cone Nozzle	TX	1229	-	JCX	HB, HC	TR	HC	ATR
Wide Angle Flat Fan Nozzle	TK	4598	-	AN, DT	D	FT	DEF	APM
Fertiliser nozzle < 5 jets	SJ3	-	-	-	-	-	-	EXA
Fertiliser nozzle > 5 jets	SJ7	-	-	-	-	-	-	ESI

Air Assist/Turbomiser Ordering Checklist

PRODUCT CODE (SILVAN USE ONLY)

W/O NUMBER (SILVAN USE ONLY)

DELIVERY DATE

DEALER ORDER NO

Dealership / Customer Name:

Order Date:

Dealership / Customer Address:

Postcode:

Other Instructions:

Dealer Sign-off:

Customer Sign-off:

1. MODEL

SUNTUFF
SUPAFLO
STILETTO
3000L

G2E
G2 SUPAFLO
STD TGS
G2E TGS

G2 TGS
TURBOMISER TPL
STD TURBOMISER
G2E TURBOMISER

G2 TURBOMISER
STD TURBOSCRAM
G2E TURBOSCRAM
OTHER

2. TANK SIZE

200L
1000L
3500L

400L
1500L
4000L

500L
2000L

600L
3000L

3. PUMPS

APS71
IDS1701
HYDRAULIC*

APS96
IDS2001
STD

IDS960
IDS2200
OTHER

IDS1401
IDS2600
*tractor hydraulic flow

4. FAN

600MM
700MM
800MM
900MM

POWERHEAD
STD RADAK
TALL TOP STD BOTTOMS
TALL TOP WIDE BOTTOMS

TURBO P42
TURBO P45
TURBO P50
TURBO P55

OKTOPUS
CANNON JET

5. CONTROLS

MANUAL
BRAVO 300S RCU

ELECTRIC
BRAVO 400S

BRAVO 180S
IBX100 (ISOBUS)

BRAVO 180S HYDRAULIC
OTHER

6. WHEELS

31 x 10.5 M/T
11.00 x 16

31 x 10.5 RIB
12.4 x 18

11.5/80 X 15.3
400/55 22.5

400/60 x 15.5
12.4 x 24

7. AXLES

STRAIGHT
50mm LAP

100mm DROP

Glideflex

TANDEM AXLE

Note: All units except 3000L use Simplicity tandem axle

8. ROWS SPRAYED

SINGLE ROW

TWO ROWS

THREE ROWS

9. OPTIONS

ONE SIDED CONVEYOR
TWO SIDED DEFLECTOR
BOTTOM AIR DEFLECTORS
TWO SIDED CONVEYOR

VINEYARD CONVEYOR
QUICK TURN HITCH
VINEYARD HEAD (TURBO)
SUPER CANNON (TURBO)

ORCHARD HEAD (TURBO)
ORCHARD CANNON (TURBO)
TURBO TOWER
HI LO ORCHARD (TURBO)

HYDRAULIC LIFT
HYDRAULIC ROW WIDTH
ROAD KIT
WORK LIGHTS

10. NOZZLE/RATE CONTROLLER SETUP

SPEED = APPL / RATE # 1 = ROW WIDTH # 1 = NOZZLES =
CROP = APPL / RATE # 2 = ROW WIDTH # 2 = CANOPY HEIGHT =

Note: failure to complete the nozzle/rate controller section will result in standard nozzles being fitted and any other nozzles supplied at dealer/customer cost

- Conditions: (1) Sprayer Specification Checklist must be signed by dealer or authorised representative and faxed with purchase order to 1800 745 826
(2) Purchase order will not be processed without a completed Sprayer Specification Checklist.
(3) Silvan will not commence building or purchasing components for machine orders placed by dealers without the checklist being filled out to accompany their order.
(4) Silvan reserves the right not to accept for return any machine that has been manufactured and supplied according to the dealer checklist specifications.

Terms and Conditions

AVAILABILITY

Products in the Silvan Spraying Equipment Product Guide are available through authorised Silvan dealers.

TERMS

The Silvan terms and conditions are set out in your individual trading terms and at www.silvan.com.au/terms.

Price

All Prices are suggested list Price in AU dollars. Price are subject to change without prior notice. For stocking incentive programmes refer to your individual trading terms, or contact customer services staff on 1300 745 826.

GST

All Price are shown both inclusive of GST and exclusive of GST.
All invoices will include GST.

FREIGHT CHARGES

Price are ex Silvan Distribution Centres in Melbourne, Brisbane, Perth and Sydney (Sydney has limited stock lines). Check with Silvan Customer Service for freight charges into your area. Freight and handling charges will be added to the invoice amount.

TITLE AND RISK

Silvan retains title to all goods until paid for in full in clear funds. Risk in respect of goods passes to you as soon as the goods leave the Silvan Distribution Centre.

PPSA

Silvan may register a security interest over the goods as security for any payment. You will need to provide Silvan with all information, documents and consents as Silvan requires to register and maintain this security interest.

MINIMUM ORDER VALUE

A \$75 Minimum Order Value (Excl. GST) applies to all standard orders. Orders under the required minimum value will attract a \$23 handling charge (Excl. GST).

A \$250 Minimum Order Value (Excl. GST) applies to hardware range orders.

Urgent/breakdown orders don't have a required Minimum Order Value, and attract a \$23 priority fee (Excl. GST).

WARRANTY

The only warranty provided by Silvan is set out on the forms accompanying the goods (for a copy please contact the Silvan Customer Service Centre). No other warranty or representation is made by Silvan. The terms of Silvan's warranties are subject to the operation of any law including the Australian Consumer Law.

CANCELLATIONS

1. Cancellations made on the day the order was placed:
 - a. If stock isn't dispatched, no handling fee applies
 - b. If stock has been dispatched a restocking fee applies
2. Cancellations made after the day the order was placed, a restocking fee will apply.

RETURNS POLICY

1. Before returning any product to Silvan, a Return Authorisation (RA) Number and approval form must be obtained from Silvan Customer Service. Goods WILL NOT be accepted without an RA number and form.
2. All returns must be requested within 14 days of the invoice date.
3. Goods will only be accepted for credit if they are returned undamaged and in a saleable condition.
4. Return freight will be paid by the Customer if the goods are returned at the Customer's volition, unless authorised by the Company in writing prior to return of the goods.
5. Written claims must reference Silvan invoice numbers, and must be dated and state the reason for the claim.
6. A restocking fee will be applied if the goods have been dispatched according to the order.
7. Return of products valued under \$50 (Excl. GST) won't be accepted if dispatched according to the order.

CLAIMS

Pricing & Freight Claims need to be made within 14 days of the invoice date.

Any claims after this for pricing discrepancies will not be accepted. Claims for Freight Damage need to be made within 14 days of the invoice date by notifying Silvan Customer Service. Claims received after this will not be accepted.

DISCOUNT CODES

Refer to individual Trading Terms for specific discounts.

FOR A FULL LIST OF TERMS & CONDITIONS, PLEASE VISIT WWW.SILVAN.COM.AU/TERMS

2017-2018

Spraying Equipment Product Guide

THE SPRAYING SPECIALISTS



The company reserves the right to change specifications without notice. All items in this catalogue have been included in good faith on the basis that the goods described were available at the time this book was published. Failure of suppliers to deliver in accordance with samples, descriptions, or at all, or other unintentional causes may result in some lines being unavailable. Space may prevent some dealers from stocking all items. All brand names and product names used in this publication are trade names, registered trade marks, or pending trade marks of their respective owners.

SILVAN AUSTRALIA PTY. LTD. ABN 48 099 851 144

Head Office: 244-264 Greens Road, Dandenong South, Victoria, Australia 3175

QLD. Office: Warehouse 2, 30 Gow Street, Moorooka, Queensland 4105

W.A. Office: 12 Cressall Road, Balcatta, Western Australia 6021

Freecall: 1300 SILVAN | Fax: 1800 SILVAN

Email: info@silvanaust.com | Web: silvan.com.au

For more information call 1300 745 826 or visit www.silvan.com.au